

FY 2024
General Fund Analysis and
Treasurer's Monthly Reports
May 20, 2024



For the Month Ending
April 30, 2024

Prepared by:
Karen Ervin
Treasurer/CFO

SECTION I

Five Year Forecast (May 31, 2024)

General Fund Variance Analysis: Cash, Revenue, & Expenditure



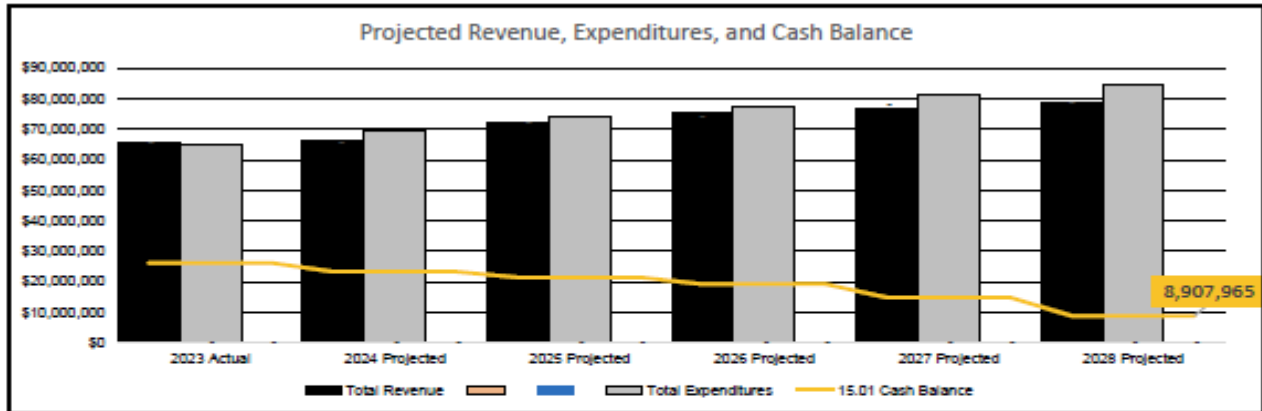
Five-Year Forecast (FY 2024 - FY 2028)

LEBANON CITY SCHOOL DISTRICT – WARREN COUNTY

May, 2024

Forecast Summary

Lebanon City School District



Note: Cash balance (Line 7.020) plus any existing levy modeled as renewed or new during the forecast.

Financial Forecast

	Fiscal Year 2024	Fiscal Year 2025	Fiscal Year 2026	Fiscal Year 2027	Fiscal Year 2028
Beginning Balance (Line 7.010) Plus Renewal/New Levies Modeled	26,220,438	23,372,518	21,474,987	19,296,648	14,936,379
+ Revenue	66,441,977	72,058,943	75,584,335	76,912,519	78,487,872
+ Proposed Renew/Replacement Levies	-	-	-	-	-
+ Proposed New Levies	-	-	-	-	-
- Expenditures	(69,289,898)	(73,956,474)	(77,762,673)	(81,272,788)	(84,516,287)
= Revenue Surplus or Deficit	(2,847,921)	(1,897,531)	(2,178,338)	(4,360,269)	(6,028,415)
Line 7.020 Ending Balance with renewal/new levies	23,372,518	21,474,987	19,296,648	14,936,379	8,907,965

Analysis Without Renewal Levies Included:

Revenue Surplus or Deficit w/o Levies	(2,847,921)	(1,897,531)	(2,178,338)	(4,360,269)	(6,028,415)
Ending Balance w/o Levies	23,372,518	21,474,987	19,296,648	14,936,379	8,907,965

In FY 2024 a revenue shortfall is expected. This means that expenditures are expected to be greater than revenue by \$2,847,921 in FY 2024. By the last year of the forecast, FY 2028, the district is expected to have a revenue shortfall where expenditures are projected to be greater than revenue by \$6,028,415. The district would need to cut its FY 2028 projected expenses by 7.13% in order to balance its budget without additional revenue.

The district's cash balance is positive at year-end in FY 2024 and is projected to worsen by FY 2028. A worsening cash balance can erode the district's financial stability over time.

Ohio adopted the Fair School Funding Plan (FSFP) in FY 2022. The plan was continued with increasing phase-in of the formula results. In FY 2024 the per pupil base cost calculations were updated from FY 2018 cost data to FY 2022. For Lebanon City School District the calculated Base Cost total is \$40,509,356 in FY 2024. The state's share of the calculated Base Cost total is \$10,626,819 or \$2,171 per pupil.

COMPARISON OF CASH BALANCES

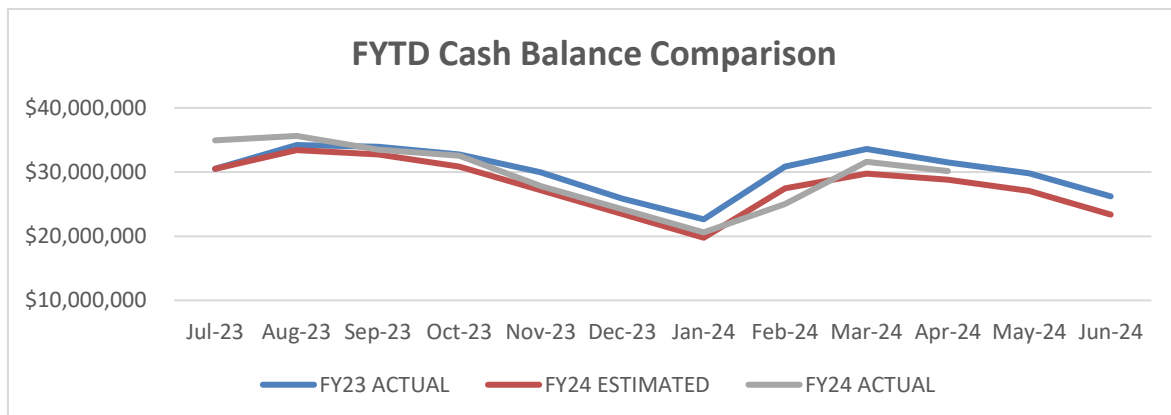
April 30, 2024

Actual Cash Balance		\$30,133,592
Estimated Cash Balance		\$28,798,357
Variance From Estimate	OVER	\$1,335,236
Percent Variance From Estimate	OVER	4.64%
Previous Year Cash Balance		\$31,519,503

Current Encumbrances		\$2,266,849
Current Unencumbered Cash Balance		\$27,866,744
Current Days of Operating Cash (based on Unencumbered Cash Balance)		146.79
Estimated Fiscal Year End Days of Operating Cash		123.12
Minimum General Fund Cash Balance Threshold per Fiscal Policy		36.50
Future Goal for General Fund Cash Balance per Fiscal Policy		120.00

DESCRIPTION: General Fund cash balance as projected on 5-year financial forecast. Actual cash balance to determine number of days of operating cash.

COMMENTS: Cash balance is trending more than the forecast. This is primarily related to expenditures coming in less than projected, as explained on the expenditure pages.

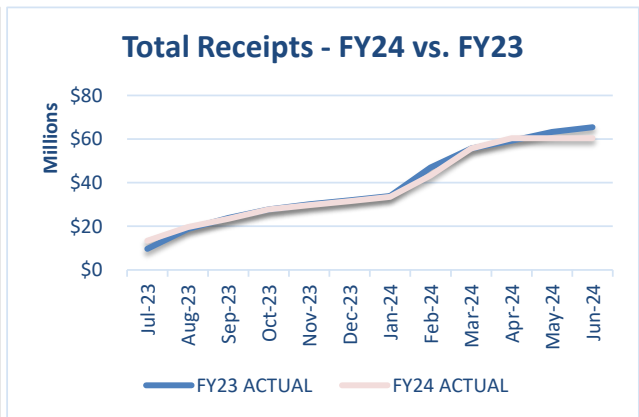
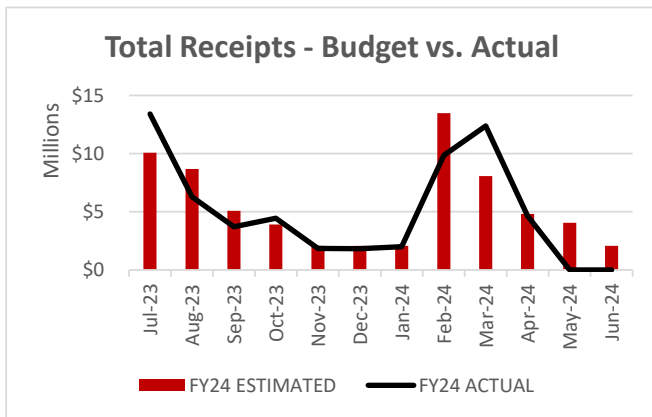


COMPARISON OF TOTAL RECEIPTS April 30, 2024

	<u>Monthly</u>	<u>Fiscal Year 2024 Year-to-Date</u>
Actual Receipts	\$4,654,507	\$60,388,430
Estimated Receipts	\$4,805,814	\$60,319,498
Variance From Estimate	UNDER (\$151,307)	OVER \$68,931
Variance From Estimate	UNDER -3.15%	OVER 0.11%
Actual Prior Year	\$3,491,351	\$59,213,216
Total Fiscal Year 2024 Estimate		\$66,441,977
Percent Of Total Estimate Received		90.89%
Percent Of Budget Year Completed	10 month(s)	83.33%

DESCRIPTION: This category consists of all General Fund revenues contained within this report.

COMMENTS: Total receipts are trending in line with the forecast.



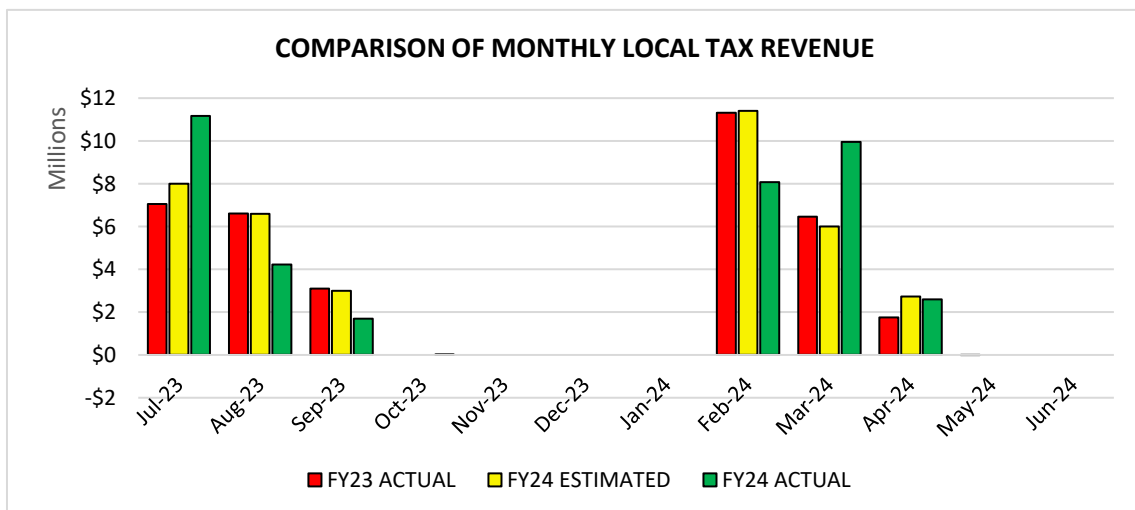
COMPARISON OF LOCAL TAXES

April 30, 2024

		Monthly		Fiscal Year 2024 Year-to-Date
Actual Tax Receipts		\$2,602,315		\$37,730,961
Estimated Tax Receipts		\$2,730,960		\$37,730,960
Variance From Estimate	UNDER	(\$128,645)	OVER	\$1
Variance From Estimate	UNDER	-4.71%	OVER	0.00%
Actual Prior Year		\$1,752,245		\$36,298,649
Total Fiscal Year 2024 Estimate				\$37,730,960
Percent Of Total Estimate Received				100.00%
Percent Of Budget Year Completed		10 month(s)		83.33%

DESCRIPTION: This category consists of real and personal property taxes. Real property taxes are received in September and April with advances being available the two months prior to settlement. Personal Property taxes are received in October and June.

COMMENTS: Total receipts are trending in line with the forecast.

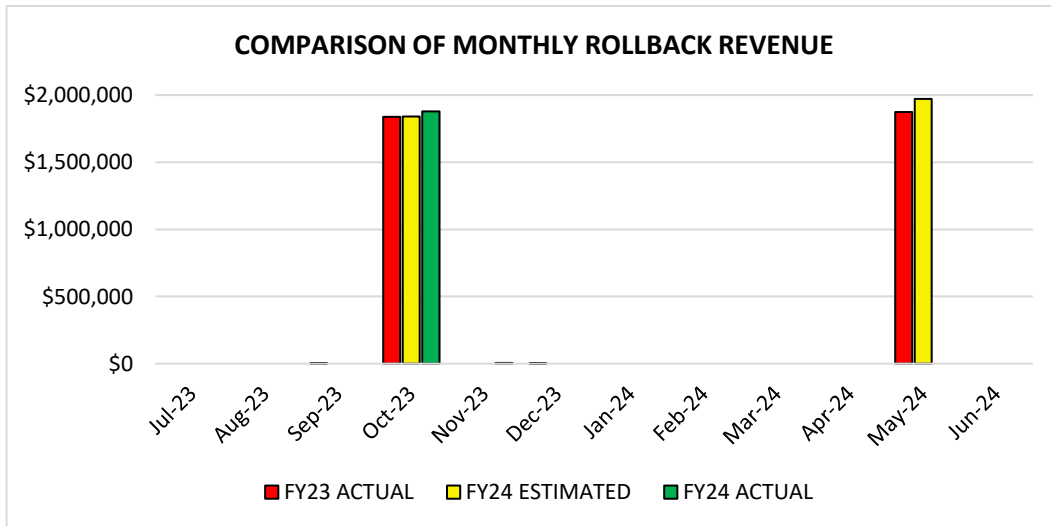


COMPARISON OF STATE ROLLBACK April 30, 2024

	Monthly		Fiscal Year 2024 Year-to-Date	
Actual State Receipts		\$0		\$1,882,716
Estimated State Receipts		\$0		\$1,840,000
Variance From Estimate	OVER	\$0	OVER	\$42,716
Variance From Estimate	OVER	#DIV/0!	OVER	2.32%
Actual Prior Year		\$0		\$1,843,324
Total Fiscal Year 2024 Estimate				\$3,812,767
Percent Of Total Estimate Received				49.38%
Percent Of Budget Year Completed		10 month(s)		83.33%

DESCRIPTION: This category consists of homestead/rollback and \$10,000 exemptions received once for the \$10,000 exemption. Rollback is paid by the State of Ohio around November and May.

COMMENTS: Total receipts are trending in line with the forecast.

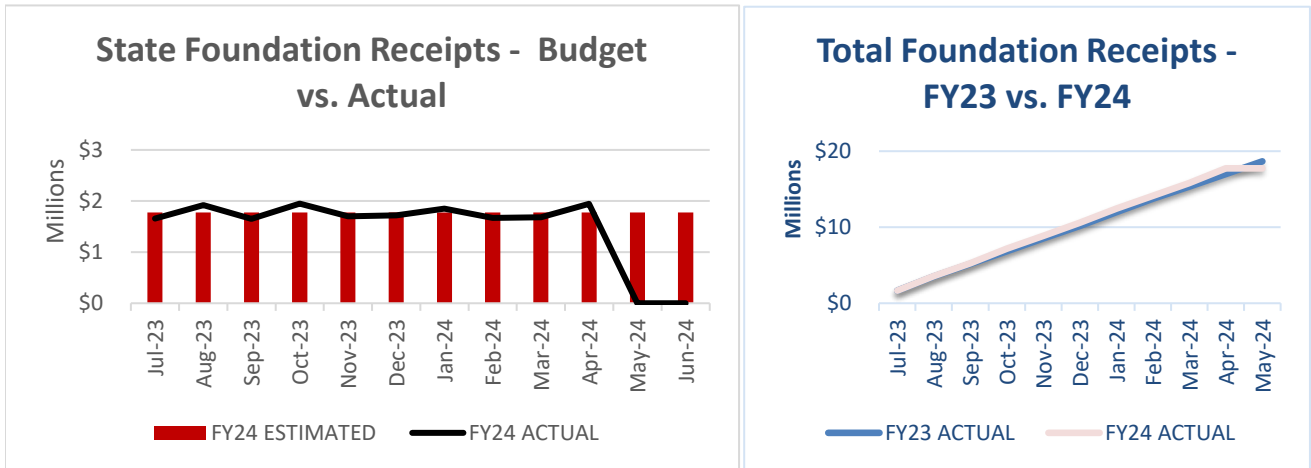


COMPARISON OF STATE FOUNDATION April 30, 2024

	Monthly	Fiscal Year 2024 Year-to-Date		
Actual State Receipts	\$1,944,613	\$17,743,454		
Estimated State Receipts	\$1,776,398	\$17,763,980		
Variance From Estimate	OVER	\$168,215	UNDER	(\$20,526)
Variance From Estimate	OVER	9.47%	UNDER	-0.12%
Actual Prior Year	\$1,642,542	\$17,010,878		
Total Fiscal Year 2024 Estimate		\$21,316,780		
Percent Of Total Estimate Received		83.24%		
Percent Of Budget Year Completed	10 month(s)	83.33%		

DESCRIPTION: This category consists of unrestricted and restricted state aid.

COMMENTS: Total receipts are trending in line with the forecast.



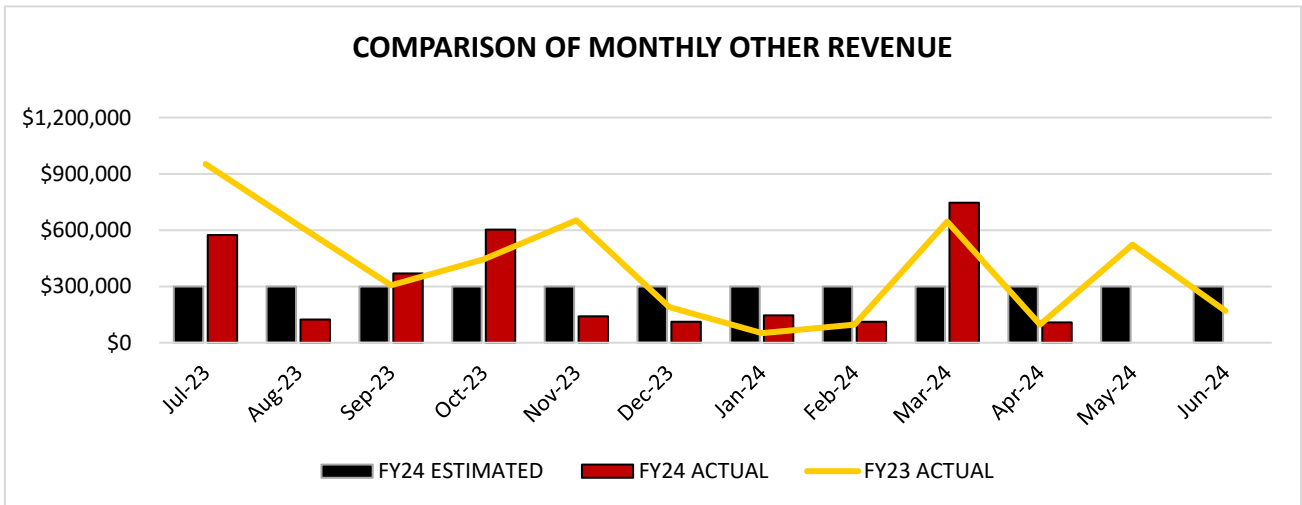
COMPARISON OF OTHER REVENUES

April 30, 2024

		Monthly		Fiscal Year 2024 Year-to-Date
Actual Other Receipts		\$107,578		\$3,031,298
Estimated Other Receipts		\$298,456		\$2,984,558
Variance From Estimate	UNDER	(\$190,877)	OVER	\$46,740
Variance From Estimate	UNDER	-63.95%	OVER	1.57%
Actual Prior Year		\$96,563		\$4,060,365
Total Fiscal Year 2024 Estimate				\$3,581,470
Percent Of Total Estimate Received				84.64%
Percent Of Budget Year Completed		10 month(s)		83.33%

DESCRIPTION: This category consists of advances-in, transfers-in, notes received, other state sources, tuition, rent, sale of assets, and other miscellaneous revenues.

COMMENTS: Total receipts are trending in line with the forecast.

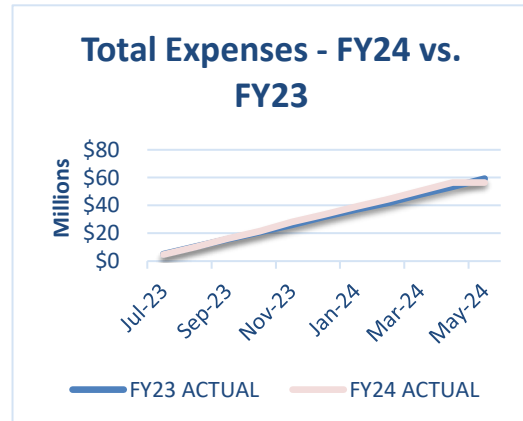
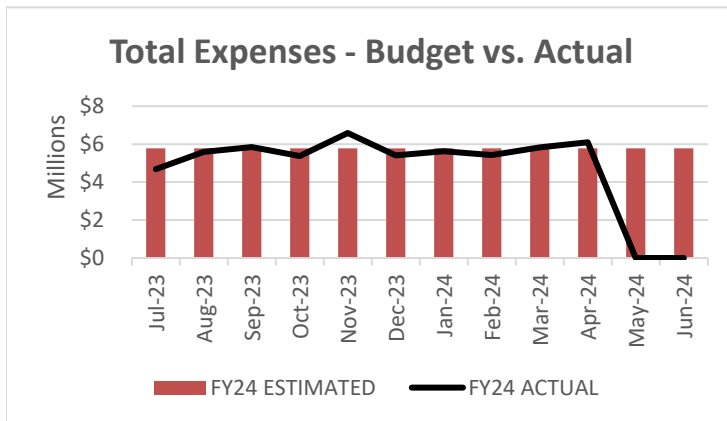


COMPARISON OF TOTAL EXPENDITURES April 30, 2024

	Monthly	Fiscal Year 2024 Year-to-Date
Actual Expenditures	\$6,098,045	\$56,475,276
Estimated Expenditures	\$5,774,158	\$57,741,580
Variance From Estimate	OVER \$323,887	UNDER (\$1,266,304)
Variance From Estimate	OVER 5.61%	UNDER -2.19%
Actual Prior Year	\$5,580,115	\$53,525,458
Total Fiscal Year 2024 Estimate		\$69,289,899
Percent Of Total Estimate Spent		81.51%
Percent Of Budget Year Completed	10 month(s)	83.33%

DESCRIPTION: This category consists of all expenditures contained within this report.

COMMENTS: FYTD expenditures are trending in line with the forecast. Multiple factors play out for the dollar variance, including a supplemental payroll, end of the year transfers, and the final two months of purchased services and supplies in preparation for closing out one year and preparing for the next.



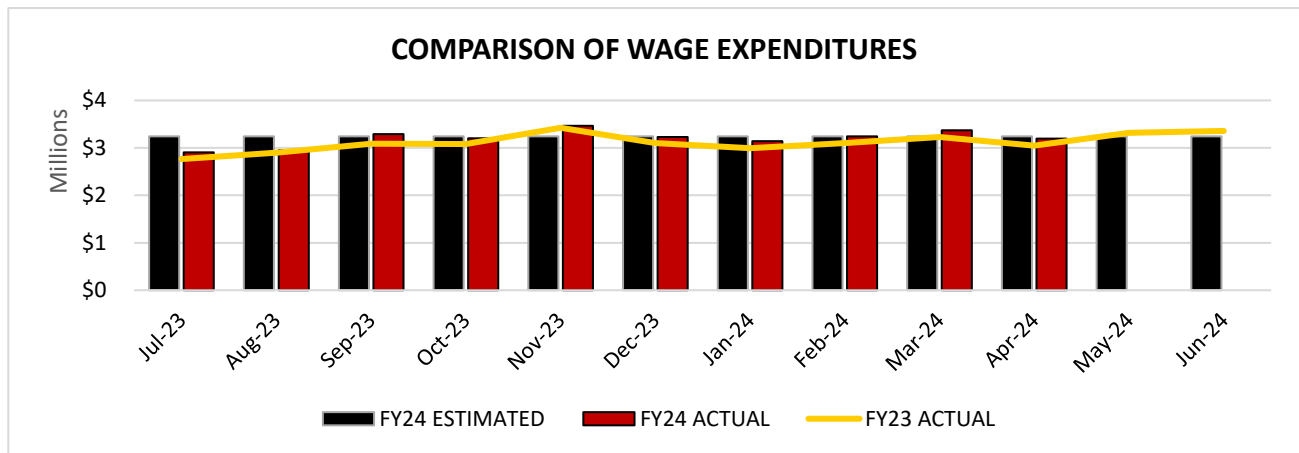
COMPARISON OF WAGE EXPENDITURES

April 30, 2024

	Monthly		Fiscal Year 2024 Year-to-Date	
Actual Wage Expenditures		\$3,197,797		\$31,998,981
Estimated Wage Expenditures		\$3,244,267		\$32,442,670
Variance From Estimate	UNDER	(\$46,470)	UNDER	(\$443,689)
Variance From Estimate	UNDER	-1.43%	UNDER	-1.37%
Actual Prior Year		\$3,047,767		\$30,732,003
Total Fiscal Year 2024 Estimate				\$38,931,207
Percent Of Total Estimate Spent				82.19%
Percent Of Budget Year Completed		10 month(s)		83.33%
Percent of Wage Expenditures to Revenues				52.99%
Percent of Wage Expenditures to Total Expenditures				56.66%
Total Percent of Wages & Fringes to Expenditures				79.88%

DESCRIPTION: This category consists of regular wages, substitute wages, and supplementals, etc.

COMMENTS: FYTD expenditures are trending in line with the forecast.



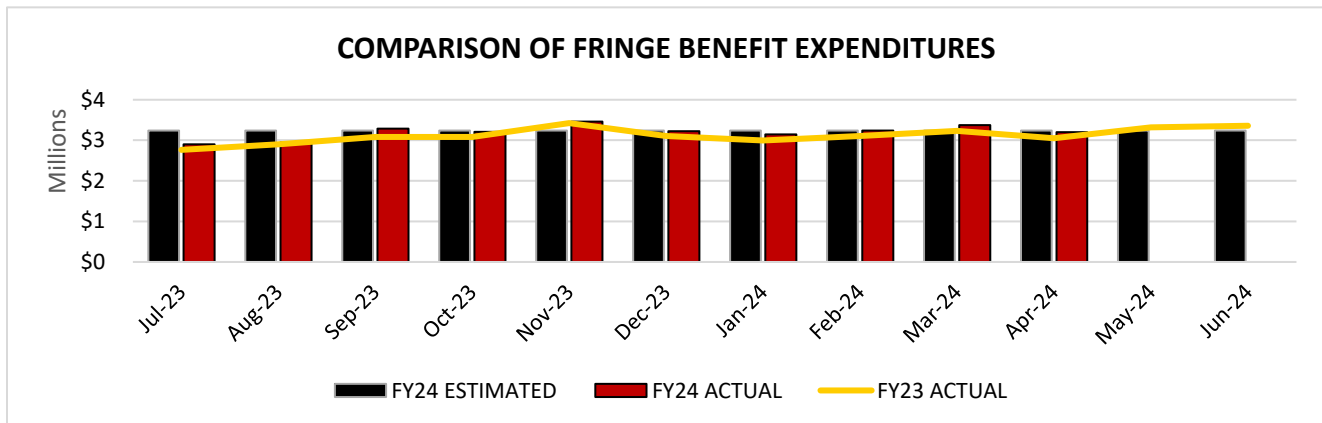
COMPARISON OF FRINGE BENEFIT EXPENDITURES

April 30, 2024

		Monthly		Fiscal Year 2024 Year-to-Date
Actual Fringe Benefit Expenditures		\$1,309,757		\$13,111,471
Estimated Fringe Benefit Expenditures		\$1,323,116		\$13,231,160
Variance From Estimate	UNDER	(\$13,359)	UNDER	(\$119,689)
Variance From Estimate	UNDER	-1.01%	UNDER	-0.90%
Actual Prior Year		\$1,192,642		\$12,823,737
Total Fiscal Year 2024 Estimate				\$15,877,390
Percent Of Total Estimate Spent				82.58%
Percent Of Budget Year Completed		10 month(s)		83.33%
Percent of Fringe Benefits to Revenues				21.71%
Total Percent of Wages & Fringes to Revenues				74.70%
Percent of Fringe Benefits to Total Expenditures				23.22%
Total Percent of Wages & Fringes to Expenditures				79.88%

DESCRIPTION: This category consists of employee insurance programs, retirement, Medicare, etc.

COMMENTS: FYTD expenditures are trending in line with the forecast.



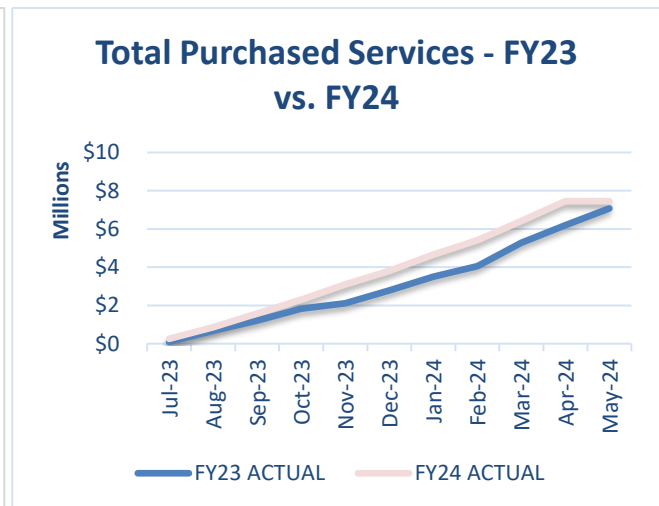
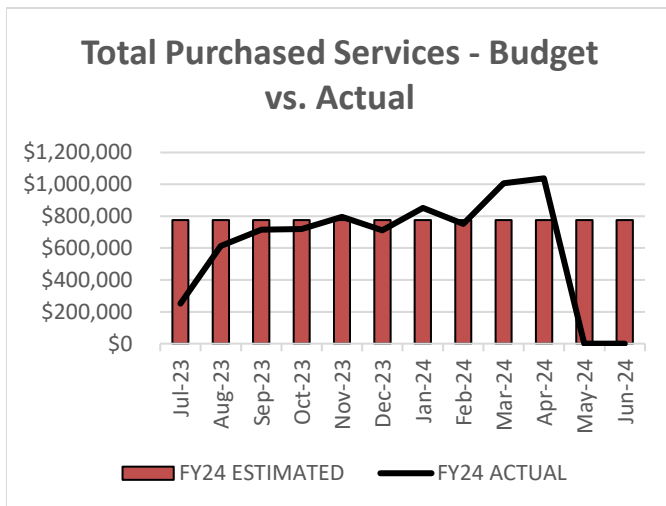
COMPARISON OF PURCHASED SERVICE EXPENDITURES

April 30, 2024

		Monthly		Fiscal Year 2024 Year-to-Date
Actual Service Expenditures		\$1,037,543		\$7,454,785
Estimated Service Expenditures		\$775,215		\$7,752,150
Variance From Estimate	OVER	\$262,328	UNDER	(\$297,365)
Variance From Estimate	OVER	33.84%	UNDER	-3.84%
Actual Prior Year		\$927,718		\$6,195,699
Total Fiscal Year 2024 Estimate				\$9,302,582
Percent Of Total Estimate Spent				80.14%
Percent Of Budget Year Completed		10 month(s)		83.33%

DESCRIPTION: This category consists of contract services, utilities, lease purchase costs, repairs, etc.

COMMENTS: FYTD expenditures are trending less than the forecast. We increased the forecast to follow the trends of the year, but we will continue to monitor over the next two months to see if this expense stays high.



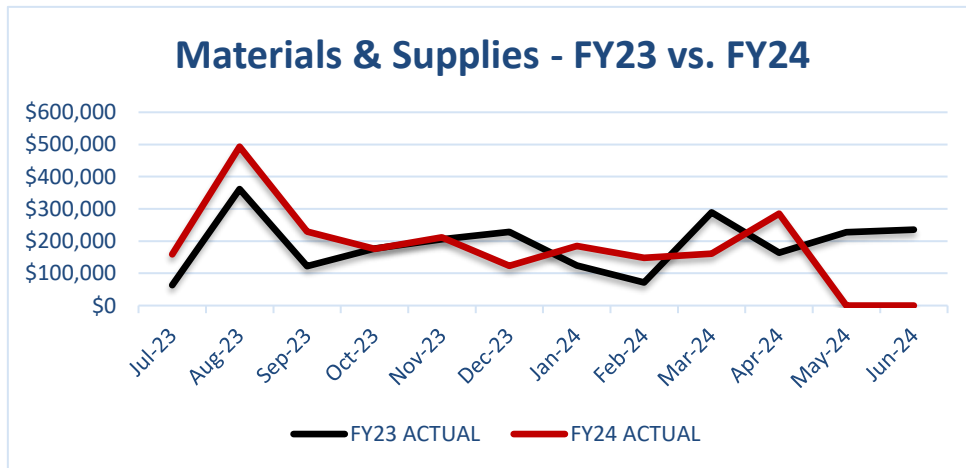
COMPARISON OF SUPPLIES & MATERIAL EXPENDITURES

April 30, 2024

		<u>Monthly</u>		<u>Fiscal Year 2024 Year-to-Date</u>
Actual Material Expenditures		\$285,628		\$2,172,937
Estimated Material Expenditures		\$232,779		\$2,327,790
Variance From Estimate	OVER	\$52,849	UNDER	(\$154,853)
Variance From Estimate	OVER	22.70%	UNDER	-6.65%
Actual Prior Year		\$163,733		\$1,806,582
Total Fiscal Year 2024 Estimate				\$2,793,344
Percent Of Total Estimate Spent				77.79%
Percent Of Budget Year Completed		10 month(s)		83.33%

DESCRIPTION: This category consists of office supplies and instructional supplies.

COMMENTS: FYTD expenditures are trending less than the forecast. This is primarily related to the legislative change for gifted funding, as well as a late add for district-wide curriculum to our estimates for this fiscal year.



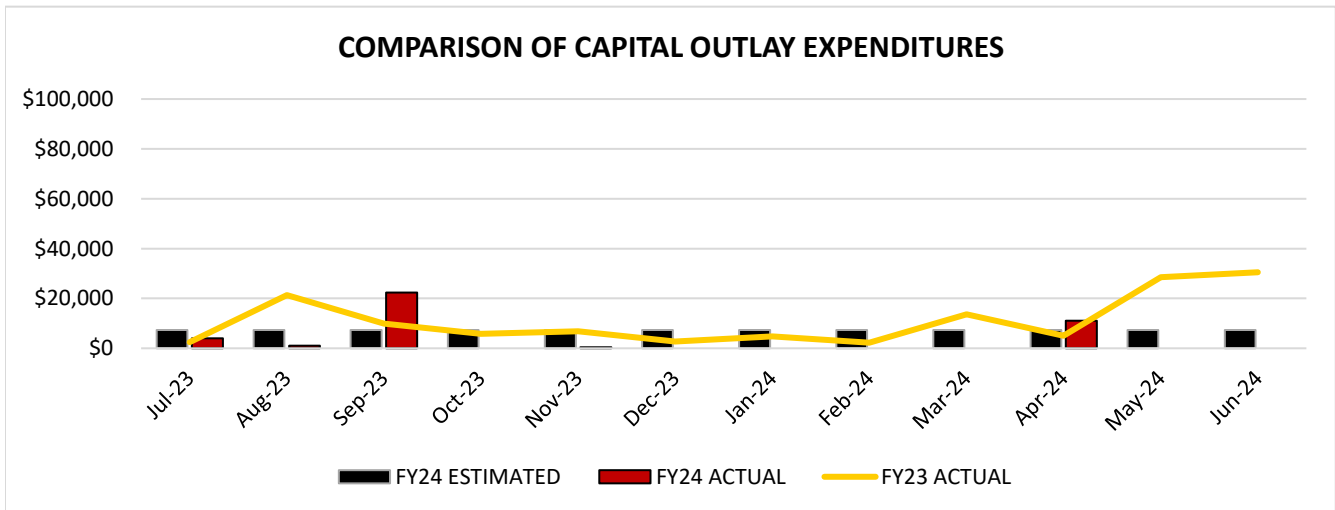
COMPARISON OF EQUIPMENT & CAPITAL EXPENDITURES

April 30, 2024

		Monthly		Fiscal Year 2024 Year-to-Date
Actual Equipment Expenditures		\$11,026		\$38,911
Estimated Equipment Expenditures		\$7,333		\$73,330
Variance From Estimate	OVER	\$3,693	UNDER	(\$34,419)
Variance From Estimate	OVER	50.36%	UNDER	-46.94%
Actual Prior Year		\$4,971		\$74,726
Total Fiscal Year 2024 Estimate				\$88,000
Percent Of Total Estimate Spent				44.22%
Percent Of Budget Year Completed			10 month(s)	83.33%

DESCRIPTION: This category consists of new and replacement equipment, and capital outlay.

COMMENTS: FYTD expenditures are trending less than the forecast. Capital expenditures are dependent upon need, so costs tend to be inconsistent throughout the year.



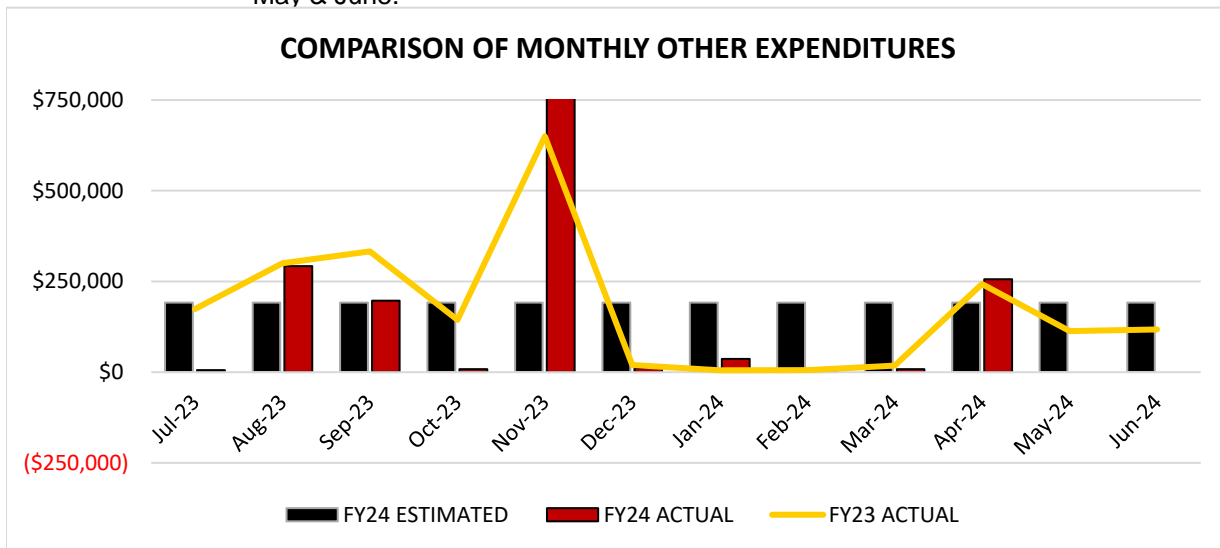
COMPARISON OF ALL OTHER EXPENDITURES

April 30, 2024

		Monthly		Fiscal Year 2024 Year-to-Date
Actual Other Expenditures		\$256,295		\$1,698,191
Estimated Other Expenditures		\$191,448		\$1,914,480
Variance From Estimate	OVER	\$64,847	UNDER	(\$216,289)
Variance From Estimate	OVER	33.87%	UNDER	-11.30%
Actual Prior Year		\$243,284		\$1,892,713
Total Fiscal Year 2024 Estimate				\$2,297,376
Percent Of Total Estimate Spent				73.92%
Percent Of Budget Year Completed		10 month(s)		83.33%

DESCRIPTION: This category consists of advances, transfers, contingencies, auditor/treasurer fees, county board deductions, etc.

COMMENTS: FYTD expenditures are trending less than the forecast. This category is volatile, highly dependent upon time of the year. We are planning for two large transfers in May & June.



SECTION II

Fiscal Policy



LEBANON CITY SCHOOL DISTRICT



Fiscal Policy

1. **Structurally Balanced Budget**

The annual Operating Budget will be structurally balanced throughout the budget process. Recurring revenues will equal or exceed recurring expenditures in both the proposed and adopted Operating Budgets. If a structural imbalance occurs, a plan will be developed by the Superintendent and Treasurer to bring the budget back into structural balance.

2. **Report on How the Budget Is Balanced**

The District Superintendent and Treasurer shall report to the Board on how the budget is balanced with a concise narrative, and if the budget is not in balance, the Superintendent and Treasurer will clearly delineate why and present a plan of options for corrective action within 90 days of the initial report.

3. **General Fund Balance**

The District shall maintain a General Fund Balance as follows:

- An unencumbered operating reserve equivalent to 10% (36.5 days of operating cash) or more of the General Fund's annual expenditure budget at fiscal year-end.
- The District will also only expend up to 100% of the District's annual available resources minus the prior year's reserve without board approval until an unencumbered operating reserve of 20% is

4. **Use of One-Time Resources**

Once the General Fund budget is brought into structural balance, one-time resources such as proceeds from asset sales, debt refinancing, one-time grants, revenue windfalls, budget savings, and similar non-recurring revenues shall not be used for current or new operating expenses. Appropriate uses of one-time resources include establishing and rebuilding emergency and operating reserves, early retirement of debt, capital expenditures and other non-recurring expenditures.

5. **Accounting and Financial Reporting**

The District will conform to generally accepted accounting principles as promulgated by Government Account Standards Board (GASB) and the Government Finance Officers Association (GFOA). Reporting will include the following:

- Interim Financial Reports: The Treasurer will prepare monthly financial reports for the Board of Education that analyze and evaluate the District's financial performance based upon the District's spending plan which is a month by month breakdown of anticipated revenues and expenditures for the entire fiscal year.
- Red Flag Exceptions: The Treasurer shall advise the Board of Education of significant negative or positive financial information as soon as he or she becomes aware of it and assesses the impact of the financial information on the District's financial situation.

6. Grants

District Staff will identify, apply for and effectively administer federal, state, local and other grants, which address the District's priorities and policy objectives and provide a positive cost benefit to the District, as determined by the Superintendent or his/her designee.

7. Financial Planning

The District shall develop a long-range financial plan that forecasts General Fund expenditures and revenues, which will include three years of history and five years of projections. The long-range financial plan will be updated and filed with the State of Ohio before every May 31st and October 31st. As part of the budget process, the Treasurer will advise the Board of potential long-range positive and negative trends along with an executive summary of those trends. The long-range financial plan should include an analysis of such factors as:

- State Revenue and Expenditure Impacts
- Legislative Issues Passed and Pending
- Real Estate Development - Commercial and Residential
- Demographic Changes Effecting Student Population
- And Other Indicators Affecting Funding and Expenditures

8. General Obligation Debt Limits

In keeping with the policy of fiscal responsibility, the District will stay within the General Assemblies debt limitations of nine percent of its tax valuation, except where allowed by law.

9. Policy Annual Review

Each fiscal year, the District's Community Audit Advisory Committee (CAAC) will review/revise this policy and make recommendations to the Board of Education for adoption.

SECTION III

Cash Summary Report (all funds)
Disbursement Summary Report
Lebanon CSD Bank Reconciliation Report
Lebanon CSD Payroll Reconciliation Report
Lebanon CSD Investment Report
Lebanon CSD Interest Earnings Report



LEBANON CITY SCHOOL DISTRICT

Cash Summary Report

Full Account Code	Description	Initial Cash	MTD Received	FYTD Received	MTD Expended	FYTD Expended	Fund Balance	Encumbrance	Unencumbered Balance
001-0000	General Fund	\$ 26,220,438.33	\$ 4,654,506.85	\$ 60,388,429.53	\$ 6,098,044.89	\$ 56,476,175.62	\$ 30,132,692.24	\$ 2,266,848.55	\$ 27,865,843.69
002-0000	Bond Retirement Fund	9,421,830.08	2,393,901.37	4,578,509.74	28,792.68	4,111,877.58	9,888,462.24	320,925.00	9,567,537.24
003-9008	Lebanon Athletic Facilities Improvements	2,594,312.96	2,611.53	585,202.74	500,990.00	1,242,736.25	1,936,779.45	1,807,580.24	129,199.21
003-9099	Capital Projects Fund	3,743,172.58	724,627.47	1,457,899.72	501,795.51	2,431,272.94	2,769,799.36	1,631,775.83	1,138,023.53
004-9000	Building Fund	45,248.18	61.88	641.47	0.00	0.00	45,889.65	0.00	45,889.65
004-9001	Energy Conservation Fund	9,994.32	0.00	0.00	0.00	0.00	9,994.32	0.00	9,994.32
004-9002	2013 Building Fund LFI	324,393.01	0.00	0.00	0.00	0.00	324,393.01	34,572.16	289,820.85
004-9003	Building Fund/LFI Interest	(5,197.71)	0.00	0.00	0.00	500.00	(5,697.71)	0.00	(5,697.71)
006-0000	Cafeteria Fund	881,710.19	75,029.12	1,555,112.05	182,992.44	1,681,018.18	755,804.06	77,219.41	678,584.65
007-9003	Lebanon CSD Administration Scholarship Fund	1,389.82	8.99	619.25	0.00	0.00	2,009.07	0.00	2,009.07
007-9006	Dennis Barr Jeffery Memorial Scholarship Fund	306.62	1.44	14.53	0.00	0.00	321.15	0.00	321.15
007-9007	Audrey Aileen Kite Scholarship Fund	135,608.39	635.94	6,451.72	0.00	0.00	142,060.11	0.00	142,060.11
007-9009	Jarod Bennett Memorial Fund	576.01	2.69	25.47	0.00	0.00	601.48	0.00	601.48
007-9013	Donald L. Palmer Scholarship Fund	8,446.54	39.50	376.77	0.00	0.00	8,823.31	0.00	8,823.31
007-9017	Diversity and Achievement Scholarship	527.17	2.43	15.94	0.00	0.00	543.11	0.00	543.11
007-9019	Gloria Taylor Memorial Scholarship	12,346.28	57.73	550.20	0.00	0.00	12,896.48	0.00	12,896.48
007-9020	Misc. Scholarships	1,000.00	0.00	0.00	0.00	0.00	1,000.00	0.00	1,000.00
007-9100	Molly McCool Memorial Scholarship Fund	229.52	1.07	10.27	0.00	0.00	239.79	0.00	239.79
007-9101	Rosalee Satchell/Domino's Pizza Scholar. Fund	7,485.46	35.10	356.10	0.00	0.00	7,841.56	0.00	7,841.56
008-0000	Louisa Jurey Wright Scholarship Fund	15,278.74	87.59	731.87	0.00	0.00	16,010.61	0.00	16,010.61
008-9001	Michael Rourke Scholarship Fund	3,494.97	0.00	147.37	0.00	0.00	3,642.34	0.00	3,642.34
008-9002	Friends of Academics Scholarship Fund	100,900.71	470.74	4,725.60	0.00	0.00	105,626.31	0.00	105,626.31
008-9004	Ron LeFeber Memorial Scholarship Fund	6,663.65	32.22	566.65	0.00	0.00	7,230.30	0.00	7,230.30
009-9004	LJHS USS Fund	5,313.08	1,960.66	48,779.30	1,709.36	26,797.75	27,294.63	1,425.27	25,869.36
009-9005	LHS USS Fund	208,691.20	11,770.01	259,314.05	20,616.37	233,320.36	234,684.89	85,417.58	149,267.31
009-9006	Bowman USS Fund	130.64	759.25	45,673.50	719.32	40,081.35	5,722.79	1,934.52	3,788.27
009-9007	Berry USS Fund	2,225.37	884.50	29,551.00	1,303.47	28,741.74	3,034.63	2,062.86	971.77
009-9008	Donovan USS Fund	12,058.28	632.00	29,950.75	1,262.74	22,296.21	19,712.82	762.84	18,949.98
009-9009	Art USS Fund	0.00	826.87	23,560.43	5,034.18	19,918.28	3,642.15	8,079.40	(4,437.25)
009-9010	Math Grades 6-8 USS	0.00	635.25	18,859.50	0.00	94,922.40	(76,062.90)	0.00	(76,062.90)
009-9011	Virtual Learning Supplies	7,393.10	0.00	0.00	0.00	0.00	7,393.10	0.00	7,393.10
010-9000	Classroom Facilities Project State Share	(421,796.98)	0.00	(707.65)	8,991.03	26,247.86	(448,752.49)	350,567.51	(799,320.00)
010-9001	Classroom Facilities Project Local	(57,509.28)	0.00	0.00	4,965.87	14,497.04	(72,006.32)	194,069.29	(266,075.61)

LEBANON CITY SCHOOL DISTRICT

Cash Summary Report

Full Account Code	Description	Initial Cash	MTD Received	FYTD Received	MTD Expended	FYTD Expended	Fund Balance	Encumbrance	Unencumbered Balance
	Share								
010-9900	Classroom Facilities State Share/Interest	\$ 332,522.22	\$ 0.00	\$ 707.65	\$ 0.00	\$ 0.00	\$ 333,229.87	\$ 0.00	\$ 333,229.87
010-9901	Classroom Facilities Local Share/Interest	984,212.46	107,180.52	698,602.98	0.00	0.00	1,682,815.44	0.00	1,682,815.44
018-9000	LJHS Neediest Kids of All	514.94	0.00	400.00	0.00	399.48	515.46	0.00	515.46
018-9001	Bowman Neediest Kids of All	7.93	0.00	1,500.00	493.14	1,472.65	35.28	35.28	0.00
018-9002	LJHS Morning Market	6,473.03	146.00	779.10	176.07	685.04	6,567.09	23.93	6,543.16
018-9003	Donovan Neediest Kids of All	831.68	0.00	2,000.00	496.26	2,001.70	829.98	0.00	829.98
018-9005	Berry Neediest Kids of All	15.27	0.00	1,000.00	139.05	833.30	181.97	235.63	(53.66)
018-9007	LJHS Teachers' Lounge	1,261.67	0.00	145.20	0.00	0.00	1,406.87	0.00	1,406.87
018-9009	LHS Media Center Fund	0.00	87.00	584.50	0.00	0.00	584.50	0.00	584.50
018-9010	Transportation Dept's Lounge	279.39	0.00	153.42	0.00	0.00	432.81	0.00	432.81
018-9011	Donovan Media Center	9,264.25	11.00	6,620.38	0.00	6,341.74	9,542.89	1,158.26	8,384.63
018-9013	Bowman Media Center	8,544.27	125.25	9,160.15	439.32	5,941.34	11,763.08	0.00	11,763.08
018-9015	LJHS Building Fund	18,411.85	419.10	11,757.31	811.07	16,637.04	13,532.12	993.00	12,539.12
018-9016	Camp Joy (Berry)	11,488.75	0.00	0.00	0.00	0.00	11,488.75	0.00	11,488.75
018-9019	Donovan Building Fund	5,988.71	0.00	14,238.88	1,036.35	30,236.22	(10,008.63)	3,222.06	(13,230.69)
018-9021	Bowman Building Fund - Student	26,641.73	0.00	22,711.87	2,575.48	23,591.34	25,762.26	3,138.36	22,623.90
018-9023	Berry Building Fund	9,258.99	0.00	7,845.26	1,827.70	11,020.34	6,083.91	3,733.28	2,350.63
018-9024	LHS Building Fund	9,268.81	4,526.21	11,032.43	290.46	9,111.72	11,189.52	4,058.20	7,131.32
018-9025	LHS Bridges	293.19	0.00	2,950.00	0.00	1,159.08	2,084.11	0.00	2,084.11
018-9027	LJHS Media Center	2,011.76	0.00	125.99	900.08	1,909.51	228.24	101.92	126.32
018-9028	Berry Media Center	2,575.23	2,748.00	7,363.78	2,476.92	5,826.81	4,112.20	4,262.89	(150.69)
018-9029	Ticket Sales Fund	6.48	5,293.70	16,958.70	5,450.00	12,550.00	4,415.18	4,408.70	6.48
018-9031	LJHS - Washington DC Trip	0.00	0.00	7,051.47	4,221.20	4,221.20	2,830.27	0.00	2,830.27
018-9032	LJHS - Red Ticket Program	2,000.00	0.00	378.24	70.00	1,160.86	1,217.38	345.99	871.39
018-9033	Bowman Book Program Fund	0.00	0.00	4,050.66	0.00	0.00	4,050.66	0.00	4,050.66
018-9034	Warrior Assistance Fund	0.00	0.00	750.00	0.00	0.00	750.00	0.00	750.00
018-9035	Technology Repair Fund	0.00	566.80	4,555.20	0.00	0.00	4,555.20	0.00	4,555.20
019-9002	Making Middle Schools Work Grant	315.00	0.00	0.00	0.00	0.00	315.00	0.00	315.00
019-9003	Greater Cincy Foundation Grant Learning Links	5.06	0.00	0.00	0.00	0.00	5.06	0.00	5.06
019-9005	Greater Cincy Foundation Grant Learning Links	12.18	0.00	0.00	0.00	0.00	12.18	0.00	12.18
019-9006	Warren County Board of Dev Disabilites Grant	4,739.92	0.00	50,000.00	5,223.27	47,009.45	7,730.47	0.00	7,730.47
019-9008	Donovan Economics Program Fund	107.24	0.00	0.00	0.00	0.00	107.24	0.00	107.24
019-9013	Marth Holden Jennings Grant - McAndrews	4,811.25	0.00	0.00	0.00	0.00	4,811.25	0.00	4,811.25
019-9014	Morning Movers Grant	73.33	0.00	0.00	0.00	0.00	73.33	0.00	73.33
019-9016	FUSE Grant - Donovan	0.00	0.00	4,400.00	0.00	0.00	4,400.00	0.00	4,400.00

LEBANON CITY SCHOOL DISTRICT

Cash Summary Report

Full Account Code	Description	Initial Cash	MTD Received	FYTD Received	MTD Expended	FYTD Expended	Fund Balance	Encumbrance	Unencumbered Balance
019-9019	Virginia Hamilton Grant	\$ 6.06	\$ 0.00	\$ 0.00	\$ 0.00	\$ 6.06	\$ 0.00	\$ 0.00	\$ 0.00
019-9020	LEARNING LINKS GRANT - SENSORY BREAKS LHS	12.21	0.00	0.00	0.00	0.00	12.21	0.00	12.21
019-9022	Hope Squad, Suicide Prevention Grant	283.39	0.00	0.00	0.00	0.00	283.39	0.00	283.39
019-9027	High Schools That Work Mini Grant - LJHS	625.03	0.00	0.00	0.00	0.00	625.03	0.00	625.03
019-9028	Learning Links Grant - Career Tech	1,296.00	0.00	0.00	0.00	0.00	1,296.00	0.00	1,296.00
019-9029	High Schools That Work Mini Grant - LHS	1,000.00	0.00	0.00	0.00	0.00	1,000.00	0.00	1,000.00
019-9030	Mental Health Board Grant - FY24	0.00	0.00	2,200.00	0.00	2,200.00	0.00	0.00	0.00
022-9000	Volleyball Tournament Fund	0.00	0.00	3,992.00	0.00	3,360.71	631.29	0.00	631.29
022-9001	Boys Soccer Tournament Fund	0.00	0.00	277.00	0.00	409.33	(132.33)	0.00	(132.33)
022-9004	Wrestling Tournament Fund	0.00	0.00	5,807.50	1,934.39	1,934.39	3,873.11	0.00	3,873.11
022-9007	Football Tournament Fund	0.00	0.00	4,160.00	0.00	1,771.32	2,388.68	0.00	2,388.68
034-0000	Classroom Facilities Maintenance .5 Mill	773,746.16	259,270.57	489,504.85	3,102.44	238,255.64	1,024,995.37	661,675.09	363,320.28
200-9000	Junior Council on World Affairs	1,339.06	0.00	0.00	0.00	0.00	1,339.06	0.00	1,339.06
200-9001	LHS Art & Portfolio Club	164.94	0.00	0.00	0.00	0.00	164.94	0.00	164.94
200-9003	LHS Drama Club	11,123.49	9,157.48	10,565.48	4,662.10	9,614.59	12,074.38	1,104.09	10,970.29
200-9004	LHS French Club	362.22	0.00	0.00	0.00	0.00	362.22	0.00	362.22
200-9005	LHS Spanish Club	748.08	0.00	0.00	0.00	0.00	748.08	0.00	748.08
200-9006	LHS FCCLA	4,432.33	0.00	2,050.00	75.00	375.00	6,107.33	0.00	6,107.33
200-9007	FBLA	2,473.40	0.00	10,376.00	0.00	9,210.00	3,639.40	0.00	3,639.40
200-9008	LHS National Honor Society	3,868.45	0.00	1,668.00	1,494.99	2,384.24	3,152.21	348.99	2,803.22
200-9011	LHS Recording Club	1,061.89	0.00	0.00	0.00	1,000.00	61.89	0.00	61.89
200-9012	AFJROTC	8,960.67	52.50	1,805.00	575.20	4,774.11	5,991.56	81.87	5,909.69
200-9013	LJHS Student Council	9,103.38	0.00	0.00	0.00	269.98	8,833.40	300.00	8,533.40
200-9016	LHS Student Council	24,098.31	6,866.87	82,418.87	39,392.35	60,902.41	45,614.77	4,003.92	41,610.85
200-9017	LJHS Warrior Pride Yearbook	14,824.20	0.00	0.00	173.14	(128.51)	14,952.71	284.12	14,668.59
200-9025	Key Club	1,592.77	0.00	715.00	0.00	310.00	1,997.77	144.72	1,853.05
200-9027	LHS Outdoor Adventure Club	1,900.62	0.00	0.00	0.00	0.00	1,900.62	0.00	1,900.62
200-9029	LHS Yearbook	27,469.25	0.00	13,115.00	0.00	1,822.76	38,761.49	10,284.61	28,476.88
200-9030	LJHS Spear Club	1,635.87	0.00	0.00	26.08	149.10	1,486.77	0.00	1,486.77
200-9032	LHS Ecology Club	393.22	0.00	0.00	0.00	0.00	393.22	0.00	393.22
200-9033	LHS Science Olympiad Fund	(203.46)	0.00	158.92	0.00	0.00	(44.54)	0.00	(44.54)
200-9035	LJHS Drama Club	31,852.62	0.00	5,342.77	0.00	5,814.77	31,380.62	98.11	31,282.51
200-9037	LJHS Renaissance Academic Success	1,090.53	0.00	3.00	0.00	1,124.37	(30.84)	0.00	(30.84)
200-9038	LHS Intramurals	210.27	0.00	0.00	0.00	0.00	210.27	0.00	210.27
200-9040	Daylight Prom	1,516.77	0.00	1,000.00	0.00	0.00	2,516.77	0.00	2,516.77
200-9045	LJHS Science Club	536.85	0.00	0.00	0.00	0.00	536.85	0.00	536.85

LEBANON CITY SCHOOL DISTRICT

Cash Summary Report

Full Account Code	Description	Initial Cash	MTD Received	FYTD Received	MTD Expended	FYTD Expended	Fund Balance	Encumbrance	Unencumbered Balance
200-9046	LHS Gender Sexuality Alliance (GSA)	\$ 887.10	\$ 0.00	\$ 0.00	\$ 0.00	\$ 0.00	\$ 887.10	\$ 0.00	\$ 887.10
200-9047	LJHS Builders' Club	22.50	0.00	0.00	0.00	0.00	22.50	0.00	22.50
200-9048	LHS Class of 2022	8,531.94	0.00	0.00	0.00	8,531.94	0.00	0.00	0.00
200-9050	LJHS Pop Culture Club	247.86	0.00	0.00	0.00	0.00	247.86	0.00	247.86
200-9051	LHS Beverage Cart	752.04	0.00	0.00	0.00	338.00	414.04	0.00	414.04
200-9052	LHS Class of 2023	1,216.81	0.00	0.00	0.00	0.00	1,216.81	0.00	1,216.81
200-9054	LHS Hope Squad	1,392.10	0.00	500.00	0.00	789.90	1,102.20	76.67	1,025.53
200-9055	LJHS WarZone	912.69	0.00	706.00	0.00	1,050.39	568.30	0.00	568.30
200-9056	LHS Class of 2024	3,358.54	0.00	572.00	194.55	1,175.53	2,755.01	2,710.22	44.79
200-9057	LHS Class of 2025	2,424.14	0.00	2,931.00	0.00	356.51	4,998.63	0.00	4,998.63
200-9058	Berry Student Council	1,602.40	0.00	0.00	0.00	1,180.00	422.40	290.00	132.40
200-9059	LHS Class of 2026	649.20	596.20	1,128.62	0.00	314.16	1,463.66	0.00	1,463.66
200-9060	LHS Maroon Makers	60.00	0.00	0.00	0.00	0.00	60.00	0.00	60.00
200-9061	LHS Class of 2027	0.00	0.00	1,830.00	0.00	956.25	873.75	0.00	873.75
300-9401	Varsity Winter Guard	0.00	1,625.00	12,525.00	3,304.00	8,513.20	4,011.80	641.60	3,370.20
300-9402	Junior Varsity Winter Guard	0.00	360.00	6,450.00	1,447.50	3,709.43	2,740.57	268.34	2,472.23
300-9403	Intermediate Winter Guard	0.00	0.00	0.00	0.00	250.58	(250.58)	0.00	(250.58)
300-9404	LHS Drumline	127.07	3,635.00	16,735.00	4,934.67	12,089.48	4,772.59	370.00	4,402.59
300-9406	Orchestra	0.00	0.00	9,678.50	346.74	4,350.82	5,327.68	183.74	5,143.94
300-9500	LHS Athletic Department	102,060.31	8,898.38	292,153.85	29,240.08	356,778.18	37,435.98	33,218.90	4,217.08
300-9505	LHS Captain's Council	670.03	0.00	0.00	0.00	250.87	419.16	535.14	(115.98)
300-9506	Boys Club Volleyball	5,735.27	2,470.00	4,810.00	672.00	4,299.60	6,245.67	1,749.00	4,496.67
300-9513	Indoor Track & Field	791.00	0.00	2,090.00	0.00	1,150.00	1,731.00	0.00	1,731.00
300-9514	LJHS Athletic Department	0.00	0.00	34,563.96	1,150.00	21,958.92	12,605.04	1,744.50	10,860.54
300-9515	LJHS Athletic Concessions	855.08	0.00	0.00	0.00	0.00	855.08	0.00	855.08
300-9516	LHS Dance Team	1,458.10	0.00	439.66	0.00	1,055.75	842.01	360.00	482.01
300-9993	LHS Baseball Team - Historical Society	5,496.36	3,996.76	17,909.58	5,554.24	15,856.24	7,549.70	0.00	7,549.70
401-9022	St. Francis Auxiliary Services FY22	38,553.29	0.00	0.00	0.00	38,553.29	0.00	0.00	0.00
401-9023	St. Francis Auxiliary Services FY23	43,294.10	0.00	0.00	0.00	43,294.10	0.00	0.00	0.00
401-9024	St. Francis Auxiliary Services FY24	0.00	160.49	150,992.70	7,009.00	34,197.49	116,795.21	9,704.63	107,090.58
401-9122	Lebanon United Methodist Kindergarten FY22	11,410.81	0.00	0.00	0.00	11,410.81	0.00	0.00	0.00
401-9123	Lebanon United Methodist Kindergarten FY23	5,853.18	0.00	0.00	0.00	5,853.18	0.00	0.00	0.00
401-9124	Lebanon United Methodist Kindergarten FY24	0.00	12.87	10,325.97	69.60	780.55	9,545.42	300.00	9,245.42
401-9223	Lebanon Christian Auxiliary Services FY23	128,319.75	0.00	0.00	0.00	128,319.75	0.00	0.00	0.00
401-9224	Lebanon Christian Auxiliary	0.00	204.38	430,052.70	29,738.24	278,475.47	151,577.23	1,215.79	150,361.44

LEBANON CITY SCHOOL DISTRICT

Cash Summary Report

Full Account Code	Description	Initial Cash	MTD Received	FYTD Received	MTD Expended	FYTD Expended	Fund Balance	Encumbrance	Unencumbered Balance
	Services FY24								
451-9022	FY 22 Connectivity Grant	\$ 4,500.00	\$ 0.00	\$ 0.00	\$ 0.00	\$ 0.00	\$ 4,500.00	\$ 0.00	\$ 4,500.00
451-9023	FY 23 Network Subsidy	9,000.00	0.00	0.00	0.00	0.00	9,000.00	0.00	9,000.00
451-9024	Data Communication Fund	0.00	0.00	9,987.65	0.00	0.00	9,987.65	0.00	9,987.65
461-9023	Making Middle Schools Work FY23	(4,000.00)	0.00	4,000.00	0.00	0.00	0.00	0.00	0.00
461-9118	Making Middle Grades Work - Berry	115.34	0.00	0.00	0.00	0.00	115.34	0.00	115.34
467-9020	Student Wellness and Success Fund	213,125.75	0.00	0.00	6,433.01	96,970.43	116,155.32	10,135.00	106,020.32
499-9020	School Safety Grant	15,799.25	0.00	0.00	0.00	2,788.00	13,011.25	0.00	13,011.25
499-9023	School Safety Grant FY 23	39,811.36	0.00	0.00	0.00	27,939.36	11,872.00	11,872.00	0.00
499-9124	Parent Mentor Grant FY 24	0.00	0.00	8,466.16	2,683.16	19,715.66	(11,249.50)	0.00	(11,249.50)
499-9324	Ohio EPA Grant FY24	0.00	10,000.00	10,000.00	0.00	0.00	10,000.00	10,000.00	0.00
507-9123	ESSER ARP Grant Funds (COVID) - FY23	(120,499.08)	0.00	734,814.58	0.00	614,315.50	0.00	100,000.00	(100,000.00)
507-9124	ESSER ARP Grant Funds (COVID) - FY24	0.00	12,454.94	451,504.68	(26,880.44)	452,695.06	(1,190.38)	0.00	(1,190.38)
507-9323	ARP Homeless Grant - FY 23	(3,473.49)	0.00	3,473.49	0.00	0.00	0.00	0.00	0.00
507-9324	ARP Homeless Grant - FY 24	0.00	1,259.51	8,698.27	1,056.36	9,754.63	(1,056.36)	4,016.47	(5,072.83)
516-9023	IDEA, PART B FY 23	(389,683.16)	0.00	599,523.45	0.00	209,840.29	0.00	0.00	0.00
516-9024	IDEA, PART B FY 24	0.00	68,323.11	812,931.78	115,955.10	928,886.88	(115,955.10)	17,221.96	(133,177.06)
516-9222	IDEA, Part B ESSER Funds	(8,010.08)	0.00	8,010.08	0.00	0.00	0.00	0.00	0.00
516-9223	IDEA, Part B ESSER Funds	(58,564.56)	0.00	154,549.66	0.00	95,985.10	0.00	0.00	0.00
551-9023	Title III, LEP FY 23	(13,191.92)	0.00	13,191.92	0.00	0.00	0.00	0.00	0.00
551-9024	Title III, LEP FY 24	0.00	360.38	10,815.32	720.76	11,536.08	(720.76)	0.00	(720.76)
572-9023	TITLE I FY 23	(40,540.22)	0.00	114,131.29	0.00	73,591.07	0.00	0.00	0.00
572-9024	TITLE I FY 24	0.00	57,521.99	448,381.04	69,126.69	511,661.36	(63,280.32)	3,535.68	(66,816.00)
572-9123	Expanding Opportunities Grant FY23	(12,488.89)	0.00	12,488.89	0.00	0.00	0.00	0.00	0.00
584-9023	Title IV-A Student Support & Acad. Enrich.	0.00	0.00	7,282.85	0.00	7,282.85	0.00	0.00	0.00
584-9024	Title IV-A Student Support & Acad. Enrich.	0.00	0.00	17,550.00	0.00	17,250.00	300.00	0.00	300.00
584-9124	Title IV-A Stronger Connections Grant	0.00	0.00	3,600.00	0.00	3,900.00	(300.00)	0.00	(300.00)
587-9023	IDEA, Early Childhood Education FY 23	(29,772.17)	0.00	29,772.17	0.00	0.00	0.00	0.00	0.00
587-9024	IDEA, Early Childhood Education FY 24	0.00	1,788.55	19,674.05	3,577.10	23,251.15	(3,577.10)	0.00	(3,577.10)
587-9123	ARP IDEA Early Childhood - FY23	(3,043.76)	0.00	16,938.10	0.00	13,894.34	0.00	0.00	0.00
590-9023	TITLE II-A FY 23	0.00	0.00	18,957.45	0.00	18,957.45	0.00	0.00	0.00
590-9024	TITLE II-A FY 24	0.00	6,484.08	82,873.10	27,637.93	76,389.02	6,484.08	0.00	6,484.08
599-9023	School Safety Grant OFCC FY23	346,564.01	0.00	0.00	3,290.00	96,697.50	249,866.51	249,866.51	0.00
599-9024	Emergency Connectivity Fund	(87,807.41)	0.00	74,025.00	0.00	0.00	(13,782.41)	0.00	(13,782.41)

LEBANON CITY SCHOOL DISTRICT

Cash Summary Report

Full Account Code	Description	Initial Cash	MTD Received	FYTD Received	MTD Expended	FYTD Expended	Fund Balance	Encumbrance	Unencumbered Balance
	Grant								
Grand Total		\$ 45,880,645.04	\$ 8,446,184.84	\$ 75,230,385.95	\$ 7,722,540.21	\$ 71,277,214.77	\$ 49,833,816.22	\$ 7,947,299.63	\$ 41,886,516.59

Start Date: 04/01/2024

End Date: 04/30/2024

LEBANON CITY SCHOOL DISTRICT

Disbursement Summary Report

Reference Number	Check Number	Type	Date	Name	Vendor #	Status	Reconcile Date	Void Date	Amount
47903	189438	ACCOUNTS_PAYA BLE	4/4/2024	Ace Hardware W.C.	802545	RECONCILED	4/30/2024		\$ 261.75
47851	189439	ACCOUNTS_PAYA BLE	4/4/2024	AFFORDABLE LANGUAGE SERVICES	809194	RECONCILED	4/30/2024		194.00
47863	189440	ACCOUNTS_PAYA BLE	4/4/2024	AGParts Worldwide	808482	RECONCILED	4/30/2024		1,039.09
47839	189441	ACCOUNTS_PAYA BLE	4/4/2024	AMAZON CAPITAL SERVICES	808695	RECONCILED	4/30/2024		5,608.02
47890	189442	ACCOUNTS_PAYA BLE	4/4/2024	APPLE INC.	10920	RECONCILED	4/30/2024		4,475.99
47852	189443	ACCOUNTS_PAYA BLE	4/4/2024	APRIL GONZALEZ	810505	RECONCILED	4/30/2024		46.25
47891	189444	ACCOUNTS_PAYA BLE	4/4/2024	BECKMAN ENVIRONMENTA L	20330	RECONCILED	4/30/2024		133.10
47858	189445	ACCOUNTS_PAYA BLE	4/4/2024	BLICK ART MATERIALS	20520	RECONCILED	4/30/2024		3,211.65
47840	189446	ACCOUNTS_PAYA BLE	4/4/2024	BROOKS; MARGARET JO	20992	RECONCILED	4/30/2024		33.92
47905	189447	ACCOUNTS_PAYA BLE	4/4/2024	Buchert; Jamie	808958	RECONCILED	4/30/2024		11.84
47897	189448	ACCOUNTS_PAYA BLE	4/4/2024	CALLAHAN; RANDY	30048	RECONCILED	4/30/2024		18.76
47857	189450	ACCOUNTS_PAYA BLE	4/4/2024	CAPITAL ONE	220900	RECONCILED	4/30/2024		98.43
47873	189451	ACCOUNTS_PAYA BLE	4/4/2024	CAROLINA BIOLOGICAL SUPPLY CO.	30187	RECONCILED	4/30/2024		62.25
47874	189452	ACCOUNTS_PAYA BLE	4/4/2024	CDW GOVERNMENT INC.	30015	RECONCILED	4/30/2024		5,320.96
47900	189453	ACCOUNTS_PAYA BLE	4/4/2024	CHARD SNYDER & ASSOCIATES	806236	RECONCILED	4/30/2024		1,066.00
47882	189454	ACCOUNTS_PAYA BLE	4/4/2024	CINCINNATI BELL	802718	RECONCILED	4/30/2024		994.36
47898	189455	ACCOUNTS_PAYA BLE	4/4/2024	CINCINNATI BELL	802777	RECONCILED	4/30/2024		69.60
47894	189456	ACCOUNTS_PAYA BLE	4/4/2024	CINCINNATI CENTER FOR AUTISM	808734	RECONCILED	4/30/2024		16,609.10
47856	189457	ACCOUNTS_PAYA BLE	4/4/2024	CINCINNATI OCCUPATIONAL THERAPY INSTITUTE	809884	RECONCILED	4/30/2024		252.00
47878	189458	ACCOUNTS_PAYA BLE	4/4/2024	COMMERCIAL PARTS & SERVICE	808635	RECONCILED	4/30/2024		2,683.64

Start Date: 04/01/2024

End Date: 04/30/2024

LEBANON CITY SCHOOL DISTRICT

Disbursement Summary Report

Reference Number	Check Number	Type	Date	Name	Vendor #	Status	Reconcile Date	Void Date	Amount
47877	189460	ACCOUNTS_PAYA BLE	4/4/2024	CONNOR ELECTRIC CO.	31230	RECONCILED	4/30/2024		\$ 364.50
47907	189461	ACCOUNTS_PAYA BLE	4/4/2024	CTL CORPORATION	806880	RECONCILED	4/30/2024		365.00
47869	189462	ACCOUNTS_PAYA BLE	4/4/2024	CULLIGAN OF FAIRBORN	31760	RECONCILED	4/30/2024		307.95
47848	189463	ACCOUNTS_PAYA BLE	4/4/2024	DELL MARKETING L.P.	40323	RECONCILED	4/30/2024		1,736.73
47854	189464	ACCOUNTS_PAYA BLE	4/4/2024	DEMCO INC.	40352	RECONCILED	4/30/2024		163.60
47838	189465	ACCOUNTS_PAYA BLE	4/4/2024	DUKE ENERGY	30760	RECONCILED	4/30/2024		1,819.20
47872	189466	ACCOUNTS_PAYA BLE	4/4/2024	EAST MAIN PRODUCTIONS	808122	RECONCILED	4/30/2024		923.00
47889	189467	ACCOUNTS_PAYA BLE	4/4/2024	ELEVATED INDUSTRIAL SOLUTIONS, OH	810486	RECONCILED	4/30/2024		859.02
47892	189468	ACCOUNTS_PAYA BLE	4/4/2024	ENNIS BRITTON CO, LPA	50660	RECONCILED	4/30/2024		13,412.25
47895	189469	ACCOUNTS_PAYA BLE	4/4/2024	ENSMAN; JENNIFER	806717	RECONCILED	4/30/2024		11.74
47859	189470	ACCOUNTS_PAYA BLE	4/4/2024	FIRST ADVANTAGE TAX	807093	RECONCILED	4/30/2024		1,005.76
47850	189471	ACCOUNTS_PAYA BLE	4/4/2024	FRANK; ANNA	806490	RECONCILED	4/30/2024		43.85
47883	189472	ACCOUNTS_PAYA BLE	4/4/2024	GOPHER SPORT & STEM SUPPLIES	70430	RECONCILED	4/30/2024		2,960.58
47846	189473	ACCOUNTS_PAYA BLE	4/4/2024	HAHN; RACHEL	80000	RECONCILED	4/30/2024		13.71
47893	189474	ACCOUNTS_PAYA BLE	4/4/2024	HAL LEONARD CORPORATION	80055	RECONCILED	4/30/2024		56.80
47862	189475	ACCOUNTS_PAYA BLE	4/4/2024	HEALTHWORKS	808030	RECONCILED	4/30/2024		517.50
47906	189476	ACCOUNTS_PAYA BLE	4/4/2024	HESTER; SARAH	807427	RECONCILED	4/30/2024		53.29
47845	189477	ACCOUNTS_PAYA BLE	4/4/2024	HODGES; KRISTEN	806523	RECONCILED	4/30/2024		36.32
47853	189478	ACCOUNTS_PAYA BLE	4/4/2024	INTERSTATE BILLING SERVICE INC	805667	RECONCILED	4/30/2024		3,360.92
47909	189479	ACCOUNTS_PAYA BLE	4/4/2024	JESSICA CLARK	810126	RECONCILED	4/30/2024		42.77
47911	189480	ACCOUNTS_PAYA BLE	4/4/2024	JOHN R THOMAS	810427	RECONCILED	4/30/2024		3,445.31
47912	189481	ACCOUNTS_PAYA BLE	4/4/2024	KENDRICK, LORA	807395	RECONCILED	4/30/2024		310.05
47865	189482	ACCOUNTS_PAYA	4/4/2024	KEY BEHAVIOR	809982	RECONCILED	4/30/2024		12,978.41

Start Date: 04/01/2024

End Date: 04/30/2024

LEBANON CITY SCHOOL DISTRICT

Disbursement Summary Report

Reference Number	Check Number	Type	Date	Name	Vendor #	Status	Reconcile Date	Void Date	Amount
		BLE		SERVICES LLC					
47884	189483	ACCOUNTS_PAYA	4/4/2024	KLETZLY; BETH	110410	RECONCILED	4/30/2024		\$ 90.68
		BLE							
47864	189484	ACCOUNTS_PAYA	4/4/2024	KONA ICE	805568	RECONCILED	4/30/2024		517.50
		BLE							
47849	189485	ACCOUNTS_PAYA	4/4/2024	KROGER CO.	110545	RECONCILED	4/30/2024		445.03
		BLE							
47887	189486	ACCOUNTS_PAYA	4/4/2024	LINEHAUL HEAVY DUTY LLC	805272	RECONCILED	4/30/2024		537.92
		BLE							
47876	189489	ACCOUNTS_PAYA	4/4/2024	MET ENTERTAINMENT , LLC	810493	RECONCILED	4/30/2024		400.00
		BLE							
47899	189490	ACCOUNTS_PAYA	4/4/2024	NYE; TARA	806488	RECONCILED	4/30/2024		92.38
		BLE							
47844	189491	ACCOUNTS_PAYA	4/4/2024	O'REILLY AUTO PARTS	808521	RECONCILED	4/30/2024		172.29
		BLE							
47880	189492	ACCOUNTS_PAYA	4/4/2024	OFFICE 360	810289	RECONCILED	4/30/2024		1,993.70
		BLE							
47847	189493	ACCOUNTS_PAYA	4/4/2024	OHIO CAT	808222	RECONCILED	4/30/2024		1,029.96
		BLE							
47875	189494	ACCOUNTS_PAYA	4/4/2024	OHIO SCHOLAR TRANSPORT	809952	RECONCILED	4/30/2024		54,372.75
		BLE							
47855	189495	ACCOUNTS_PAYA	4/4/2024	OSBA	610088	RECONCILED	4/30/2024		180.00
		BLE							
47910	189496	ACCOUNTS_PAYA	4/4/2024	OSU EXTENSION	808889	RECONCILED	4/30/2024		300.00
		BLE							
47868	189497	ACCOUNTS_PAYA	4/4/2024	PHILLIPS SUPPLY CO.	160320	RECONCILED	4/30/2024		3,927.24
		BLE							
47866	189498	ACCOUNTS_PAYA	4/4/2024	REITER DAIRY	809091	RECONCILED	4/30/2024		177.16
		BLE							
47837	189499	ACCOUNTS_PAYA	4/4/2024	RUMPKE OF OHIO INC.	804873	RECONCILED	4/30/2024		6,101.11
		BLE							
47867	189500	ACCOUNTS_PAYA	4/4/2024	SANTANDER BANK N.A.	809730	RECONCILED	4/30/2024		368,052.00
		BLE							
47871	189501	ACCOUNTS_PAYA	4/4/2024	SIVARAMAN IMMIGRATION LAW	810013	RECONCILED	4/30/2024		500.00
		BLE							
47870	189502	ACCOUNTS_PAYA	4/4/2024	STAPLES BUSINESS ADVANTAGE	804156	RECONCILED	4/30/2024		36.17
		BLE							
47861	189503	ACCOUNTS_PAYA	4/4/2024	SUNRISE COOPERATIVE INC.	807482	RECONCILED	4/30/2024		506.94
		BLE							
47881	189504	ACCOUNTS_PAYA	4/4/2024	T-MOBILE	810498	RECONCILED	4/30/2024		1,777.95
		BLE							
47886	189505	ACCOUNTS_PAYA	4/4/2024	THE IMPACT GROUP INC	810465	RECONCILED	4/30/2024		11,000.00
		BLE							
47885	189506	ACCOUNTS_PAYA	4/4/2024	THE MOTZ	802789	RECONCILED	4/30/2024		491,910.00

Start Date: 04/01/2024

End Date: 04/30/2024

LEBANON CITY SCHOOL DISTRICT

Disbursement Summary Report

Reference Number	Check Number	Type	Date	Name	Vendor #	Status	Reconcile Date	Void Date	Amount
		BLE		GROUP, LLC.					
47902	189507	ACCOUNTS_PAYA	4/4/2024	THE OHIO STATE UNIVERSITY	802721	RECONCILED	4/30/2024		\$ 100.00
47860	189508	ACCOUNTS_PAYA	4/4/2024	TREASURER OF STATE	520037	RECONCILED	4/30/2024		1,939.30
47896	189509	ACCOUNTS_PAYA	4/4/2024	U.S. BANK	50555	RECONCILED	4/30/2024		16.48
47904	189510	ACCOUNTS_PAYA	4/4/2024	W.R. HACKETT, INC.	804035	RECONCILED	4/30/2024		63.00
47908	189511	ACCOUNTS_PAYA	4/4/2024	WARREN COUNTY CONVENTION & WHITSEL, KARRIE	809388	RECONCILED	4/30/2024		1,300.00
47841	189512	ACCOUNTS_PAYA	4/4/2024	WHITSEL, KARRIE	803072	RECONCILED	4/30/2024		32.92
47879	189513	ACCOUNTS_PAYA	4/4/2024	WORLD FUEL SERVICES INC.	809664	RECONCILED	4/30/2024		24,539.41
47976	189522	ACCOUNTS_PAYA	4/12/2024	4IMPRINT, INC.	803345	RECONCILED	4/30/2024		419.91
47940	189523	ACCOUNTS_PAYA	4/12/2024	Ace Hardware W.C.	802545	RECONCILED	4/30/2024		103.93
47992	189524	ACCOUNTS_PAYA	4/12/2024	AFFORDABLE LANGUAGE SERVICES	809194	RECONCILED	4/30/2024		22.10
47965	189525	ACCOUNTS_PAYA	4/12/2024	ALCOR SUPPLY COMPANY	809425	RECONCILED	4/30/2024		859.35
47938	189526	ACCOUNTS_PAYA	4/12/2024	AMAZON CAPITAL SERVICES	808695	RECONCILED	4/30/2024		5,363.93
47995	189527	ACCOUNTS_PAYA	4/12/2024	AMERICAN SOUND	10756	RECONCILED	4/30/2024		450.00
47942	189528	ACCOUNTS_PAYA	4/12/2024	ANDERSON'S	804900	RECONCILED	4/30/2024		5,334.27
47975	189530	ACCOUNTS_PAYA	4/12/2024	BEST DRIVE LLC	807700	RECONCILED	4/30/2024		6,416.50
48004	189531	ACCOUNTS_PAYA	4/12/2024	BILINGUISTICS, INC	810503	RECONCILED	4/30/2024		99.00
47960	189533	ACCOUNTS_PAYA	4/12/2024	BSN SPORTS , LLC	20920	RECONCILED	4/30/2024		2,281.20
47959	189534	ACCOUNTS_PAYA	4/12/2024	BUTLER CO. ESC	804648	RECONCILED	4/30/2024		23,105.60
47989	189535	ACCOUNTS_PAYA	4/12/2024	BUTLER; SCOTT	21137	RECONCILED	4/30/2024		92.42
47948	189536	ACCOUNTS_PAYA	4/12/2024	CAPITAL ONE	220900	RECONCILED	4/30/2024		558.84
47931	189537	ACCOUNTS_PAYA	4/12/2024	CDW GOVERNMENT INC.	30015	RECONCILED	4/30/2024		1,135.53
47953	189538	ACCOUNTS_PAYA	4/12/2024	COCA COLA	807475	RECONCILED	4/30/2024		1,280.41

Start Date: 04/01/2024

End Date: 04/30/2024

LEBANON CITY SCHOOL DISTRICT

Disbursement Summary Report

Reference Number	Check Number	Type	Date	Name	Vendor #	Status	Reconcile Date	Void Date	Amount
47939	189539	BLE ACCOUNTS_PAYA BLE	4/12/2024	BOTTLING CO. COMMERCIAL	808635	RECONCILED	4/30/2024		\$ 509.36
47944	189540	BLE ACCOUNTS_PAYA BLE	4/12/2024	CRAWFORD; TONI	804878	RECONCILED	4/30/2024		37.00
47991	189541	BLE ACCOUNTS_PAYA BLE	4/12/2024	CROCKETT; MICHELLE	807148	RECONCILED	4/30/2024		43.28
47984	189542	BLE ACCOUNTS_PAYA BLE	4/12/2024	DALTON ROOFING CO	810452	RECONCILED	4/30/2024		1,253.00
47932	189543	BLE ACCOUNTS_PAYA BLE	4/12/2024	DALTON; BRIAN	40055	RECONCILED	4/30/2024		81.72
47934	189544	BLE ACCOUNTS_PAYA BLE	4/12/2024	DUKE ENERGY	30760	RECONCILED	4/30/2024		193.52
47983	189545	BLE ACCOUNTS_PAYA BLE	4/12/2024	EASTERN TRACK XC BOOSTERS	810184	RECONCILED	4/30/2024		300.00
47987	189546	BLE ACCOUNTS_PAYA BLE	4/12/2024	FOLLETT CONTENT SOLUTIONS	809666	RECONCILED	4/30/2024		2,769.68
47922	189547	REFUND	4/12/2024	FOUNTAIN, TERESA	802744	RECONCILED	4/30/2024		320.20
48005	189549	BLE ACCOUNTS_PAYA BLE	4/12/2024	GIBSON; CHERIE	806928	RECONCILED	4/30/2024		46.16
47929	189550	BLE ACCOUNTS_PAYA BLE	4/12/2024	GORDON FOOD SERVICE	70449	RECONCILED	4/30/2024		13,902.28
48010	189551	BLE ACCOUNTS_PAYA BLE	4/12/2024	GRADUATE SERVICE INC.	70520	RECONCILED	4/30/2024		49.50
47947	189552	BLE ACCOUNTS_PAYA BLE	4/12/2024	GRAINGER	804685	RECONCILED	4/30/2024		446.28
48001	189553	BLE ACCOUNTS_PAYA BLE	4/12/2024	GUEST SERVICES, INC.	810182	RECONCILED	4/30/2024		1,390.20
47980	189554	BLE ACCOUNTS_PAYA BLE	4/12/2024	HAMILTON COUNTY ESC	80138	RECONCILED	4/30/2024		7,968.44
47958	189555	BLE ACCOUNTS_PAYA BLE	4/12/2024	HAUER MUSIC	807434	RECONCILED	4/30/2024		1,164.60
47943	189556	BLE ACCOUNTS_PAYA BLE	4/12/2024	HOME DEPOT CREDIT SERVICES	80907	RECONCILED	4/30/2024		261.27
47979	189557	BLE ACCOUNTS_PAYA BLE	4/12/2024	ISPACE	806112	RECONCILED	4/30/2024		1,520.00
48002	189558	BLE ACCOUNTS_PAYA BLE	4/12/2024	JENNIFER LOESCHE	810123	RECONCILED	4/30/2024		15.99
48003	189559	BLE ACCOUNTS_PAYA BLE	4/12/2024	JS LANGUAGES LLC	803721	RECONCILED	4/30/2024		1,390.80
47974	189560	BLE ACCOUNTS_PAYA BLE	4/12/2024	KING; CAELAN	809949	RECONCILED	4/30/2024		112.84
47926	189561	BLE ACCOUNTS_PAYA BLE	4/12/2024	KLOSTERMAN BAKING	803558	RECONCILED	4/30/2024		1,693.97

Start Date: 04/01/2024

End Date: 04/30/2024

LEBANON CITY SCHOOL DISTRICT

Disbursement Summary Report

Reference Number	Check Number	Type	Date	Name	Vendor #	Status	Reconcile Date	Void Date	Amount
				COMPANY					
48009	189562	ACCOUNTS_PAYA BLE	4/12/2024	KOCH SPORTING GOODS	110441	RECONCILED	4/30/2024		\$ 2,963.00
47977	189563	ACCOUNTS_PAYA BLE	4/12/2024	LHS AFTER-PROM COMMITTEE	802013	RECONCILED	4/30/2024		3,984.00
47946	189564	ACCOUNTS_PAYA BLE	4/12/2024	LOWE'S	121095	RECONCILED	4/30/2024		513.58
47972	189565	ACCOUNTS_PAYA BLE	4/12/2024	MASON CITY SCHOOLS	610990	RECONCILED	4/30/2024		150.00
48000	189566	ACCOUNTS_PAYA BLE	4/12/2024	MATTHEW BENDER & CO. INC.	802477	RECONCILED	4/30/2024		913.24
47999	189567	ACCOUNTS_PAYA BLE	4/12/2024	MIL-BAR PLASTICS INC.	806826	RECONCILED	4/30/2024		28.68
47971	189568	ACCOUNTS_PAYA BLE	4/12/2024	MODERN OFFICE METHODS	131480	RECONCILED	4/30/2024		7,964.22
47998	189569	ACCOUNTS_PAYA BLE	4/12/2024	MT. HEALTHY CITY SCHOOLS	801869	RECONCILED	4/30/2024		275.00
47955	189571	ACCOUNTS_PAYA BLE	4/12/2024	NASSP	140283	RECONCILED	4/30/2024		1,369.99
47967	189572	ACCOUNTS_PAYA BLE	4/12/2024	NCS PEARSON, INC.	802850	RECONCILED	4/30/2024		1,265.78
47937	189573	ACCOUNTS_PAYA BLE	4/12/2024	OFFICE H2O, LLC	810313	RECONCILED	4/30/2024		480.00
47952	189574	ACCOUNTS_PAYA BLE	4/12/2024	OHIO CAT	808222	RECONCILED	4/30/2024		2,362.76
47966	189576	ACCOUNTS_PAYA BLE	4/12/2024	OVERDRIVE INC.	809241	RECONCILED	4/30/2024		3,600.00
47924	189577	REFUND	4/12/2024	PATRICIA THOMAS	810515	RECONCILED	4/30/2024		29.40
47933	189578	ACCOUNTS_PAYA BLE	4/12/2024	PHILLIPS SUPPLY CO.	160320	RECONCILED	4/30/2024		8,812.68
47993	189581	ACCOUNTS_PAYA BLE	4/12/2024	REHBERG, TYNA	806197	RECONCILED	4/30/2024		736.00
47970	189583	ACCOUNTS_PAYA BLE	4/12/2024	RIDDELL	180414	RECONCILED	4/30/2024		0.03
47968	189584	ACCOUNTS_PAYA BLE	4/12/2024	ROBERT REYNOLDS	809929	RECONCILED	4/30/2024		12.90
48008	189585	ACCOUNTS_PAYA BLE	4/12/2024	RUMPKE OF OHIO INC.	804873	RECONCILED	4/30/2024		465.78
47981	189586	ACCOUNTS_PAYA BLE	4/12/2024	RYDALCH, JANIS	180840	RECONCILED	4/30/2024		105.93
47969	189587	ACCOUNTS_PAYA BLE	4/12/2024	SCHOOL SPECIALTY LLC	809420	RECONCILED	4/30/2024		277.50
47994	189589	ACCOUNTS_PAYA BLE	4/12/2024	SIMPLE SOLUTIONS LEARNING INC.	809776	RECONCILED	4/30/2024		400.00
47954	189590	ACCOUNTS_PAYA	4/12/2024	SK RIGGING CO.,	810428	RECONCILED	4/30/2024		5,080.00

Start Date: 04/01/2024

End Date: 04/30/2024

LEBANON CITY SCHOOL DISTRICT

Disbursement Summary Report

Reference Number	Check Number	Type	Date	Name	Vendor #	Status	Reconcile Date	Void Date	Amount
47973	189591	BLE ACCOUNTS_PAYA	4/12/2024	INC SLAM SERVICES: SPORTS LINING	809119	RECONCILED	4/30/2024		\$ 399.00
48006	189592	BLE ACCOUNTS_PAYA	4/12/2024	STAPLES BUSINESS ADVANTAGE	804156	RECONCILED	4/30/2024		49.81
47964	189593	BLE ACCOUNTS_PAYA	4/12/2024	SUNRISE COOPERATIVE INC.	807482	RECONCILED	4/30/2024		263.89
47945	189594	BLE ACCOUNTS_PAYA	4/12/2024	T-MOBILE	810498	RECONCILED	4/30/2024		1,777.95
47936	189595	BLE ACCOUNTS_PAYA	4/12/2024	THE CITY OF LEBANON	30841	RECONCILED	4/30/2024		11,904.59
47928	189596	BLE ACCOUNTS_PAYA	4/12/2024	THE CITY OF LEBANON	30840	RECONCILED	4/30/2024		62,172.58
47978	189597	BLE ACCOUNTS_PAYA	4/12/2024	THE KLEINGERS GROUP	806797	RECONCILED	4/30/2024		6,975.00
47982	189598	BLE ACCOUNTS_PAYA	4/12/2024	TRACY HEFFRON OD	808095	RECONCILED	4/30/2024		75.00
47935	189600	BLE ACCOUNTS_PAYA	4/12/2024	TROPHY AWARDS	200559	RECONCILED	4/30/2024		105.32
47951	189601	BLE ACCOUNTS_PAYA	4/12/2024	TROY CITY SCHOOLS	200569	RECONCILED	4/30/2024		400.00
47963	189602	BLE ACCOUNTS_PAYA	4/12/2024	U.S. BANK	50555	RECONCILED	4/30/2024		17.00
47941	189603	BLE ACCOUNTS_PAYA	4/12/2024	VERIZON WIRELESS	806436	RECONCILED	4/30/2024		1,224.96
47961	189604	BLE ACCOUNTS_PAYA	4/12/2024	VERTICAL SYSTEMS ELEVATOR	220162	RECONCILED	4/30/2024		218.36
47949	189605	BLE ACCOUNTS_PAYA	4/12/2024	W.R. HACKETT, INC.	804035	RECONCILED	4/30/2024		3,159.75
48007	189606	BLE ACCOUNTS_PAYA	4/12/2024	WALMART VISION CENTER	805457	RECONCILED	4/30/2024		69.00
47996	189607	BLE ACCOUNTS_PAYA	4/12/2024	WARREN COUNTY CAREER CENTER	230190	RECONCILED	4/30/2024		530.00
47925	189608	BLE ACCOUNTS_PAYA	4/12/2024	WARREN COUNTY ESC	230196	RECONCILED	4/30/2024		3,712.00
47990	189609	BLE ACCOUNTS_PAYA	4/12/2024	ZOLNIER; MELANIE	807920	RECONCILED	4/30/2024		36.02
48011	189610	BLE ACCOUNTS_PAYA	4/12/2024	LEBANON CHORAL PARENT	807281	RECONCILED	4/30/2024		614.67
48014	189611	BLE ACCOUNTS_PAYA	4/12/2024	BRICKER GRAYDON LLP	810148	RECONCILED	4/30/2024		856.00
48016	189612	BLE ACCOUNTS_PAYA	4/12/2024	CHARD SNYDER & ASSOCIATES	806236	RECONCILED	4/30/2024		80.00

Start Date: 04/01/2024

End Date: 04/30/2024

LEBANON CITY SCHOOL DISTRICT

Disbursement Summary Report

Reference Number	Check Number	Type	Date	Name	Vendor #	Status	Reconcile Date	Void Date	Amount
48012	189613	ACCOUNTS_PAYA BLE	4/12/2024	SEDGWICK	809409	RECONCILED	4/30/2024		\$ 2,525.00
48015	189614	ACCOUNTS_PAYA BLE	4/12/2024	WARREN COUNTY ESC	230196	RECONCILED	4/30/2024		4,047.12
48013	189615	ACCOUNTS_PAYA BLE	4/12/2024	WORLD FUEL SERVICES INC.	809664	RECONCILED	4/30/2024		24,995.90
48064	189616	ACCOUNTS_PAYA BLE	4/17/2024	ABIGAIL DAWSON	810415	RECONCILED	4/30/2024		120.00
48081	189617	ACCOUNTS_PAYA BLE	4/17/2024	AG-PRO OHIO, LLC	810510	RECONCILED	4/30/2024		790.11
48087	189618	ACCOUNTS_PAYA BLE	4/17/2024	AGParts Worldwide	808482	RECONCILED	4/30/2024		1,265.66
48036	189619	ACCOUNTS_PAYA BLE	4/17/2024	AIRGAS USA LLC	804036	RECONCILED	4/30/2024		279.17
48078	189620	ACCOUNTS_PAYA BLE	4/17/2024	ALCOR SUPPLY COMPANY	809425	RECONCILED	4/30/2024		639.65
48072	189621	ACCOUNTS_PAYA BLE	4/17/2024	ALEX MCCROBY	810304	RECONCILED	4/30/2024		570.00
48022	189622	ACCOUNTS_PAYA BLE	4/17/2024	AMAZON CAPITAL SERVICES	808695	RECONCILED	4/30/2024		2,892.91
48094	189623	ACCOUNTS_PAYA BLE	4/17/2024	AMBER SCHMELICK	810327	RECONCILED	4/30/2024		321.00
48070	189624	ACCOUNTS_PAYA BLE	4/17/2024	APPLE INC.	10920	RECONCILED	4/30/2024		899.97
48025	189625	ACCOUNTS_PAYA BLE	4/17/2024	ATTAINMENT COMPANY INC.	90020	RECONCILED	4/30/2024		44.00
48103	189626	ACCOUNTS_PAYA BLE	4/17/2024	BALL, TED	804443	RECONCILED	4/30/2024		46.25
48102	189627	ACCOUNTS_PAYA BLE	4/17/2024	BE WELL ENTERPRISES LLC	810443	RECONCILED	4/30/2024		3,290.00
48060	189628	ACCOUNTS_PAYA BLE	4/17/2024	BERGMAN, SAMANTHA	807517	RECONCILED	4/30/2024		300.00
48056	189629	ACCOUNTS_PAYA BLE	4/17/2024	BLICK ART MATERIALS	20520	RECONCILED	4/30/2024		4,268.27
48101	189631	ACCOUNTS_PAYA BLE	4/17/2024	BRICKER GRAYDON LLP	810148	RECONCILED	4/30/2024		3,826.50
48033	189633	ACCOUNTS_PAYA BLE	4/17/2024	BUTLER CO. ESC	804648	RECONCILED	4/30/2024		3,129.00
48023	189634	ACCOUNTS_PAYA BLE	4/17/2024	CAPITAL ONE	220900	RECONCILED	4/30/2024		1,859.22
48058	189635	ACCOUNTS_PAYA BLE	4/17/2024	CAROLINA BIOLOGICAL SUPPLY CO.	30187	RECONCILED	4/30/2024		264.00
48029	189636	ACCOUNTS_PAYA BLE	4/17/2024	CBTS	20563	RECONCILED	4/30/2024		34.51
48040	189637	ACCOUNTS_PAYA	4/17/2024	CDW	30015	RECONCILED	4/30/2024		2,162.99

Start Date: 04/01/2024

End Date: 04/30/2024

LEBANON CITY SCHOOL DISTRICT

Disbursement Summary Report

Reference Number	Check Number	Type	Date	Name	Vendor #	Status	Reconcile Date	Void Date	Amount
		BLE		GOVERNMENT INC.					
48106	189638	ACCOUNTS_PAYA	4/17/2024	CHASE	810177	RECONCILED	4/30/2024		\$ 73,593.00
		BLE							
48049	189639	ACCOUNTS_PAYA	4/17/2024	COCA COLA BOTTLING CO.	807475	RECONCILED	4/30/2024		1,551.11
		BLE							
48066	189640	ACCOUNTS_PAYA	4/17/2024	COUNTRYSIDE YMCA	31487	RECONCILED	4/30/2024		1,702.00
		BLE							
48086	189641	ACCOUNTS_PAYA	4/17/2024	CTL CORPORATION	806880	RECONCILED	4/30/2024		630.00
		BLE							
48075	189642	ACCOUNTS_PAYA	4/17/2024	DEBRA-KUEMPEL	808405	RECONCILED	4/30/2024		1,476.87
		BLE							
48095	189643	ACCOUNTS_PAYA	4/17/2024	DONUT SHOP	40670	RECONCILED	4/30/2024		30.00
		BLE							
48021	189644	ACCOUNTS_PAYA	4/17/2024	DORE AND ASSOCIATES INC.	809672	RECONCILED	4/30/2024		13,956.90
		BLE							
48024	189645	ACCOUNTS_PAYA	4/17/2024	EDUCATIONAL DEVELOPMENT INITIATIVE	810516	RECONCILED	4/30/2024		160.00
		BLE							
48068	189646	ACCOUNTS_PAYA	4/17/2024	EVANS; RACHEL	801973	RECONCILED	4/30/2024		35.73
		BLE							
48028	189647	ACCOUNTS_PAYA	4/17/2024	FAITH MAINES	810389	RECONCILED	4/30/2024		46.25
		BLE							
48088	189648	ACCOUNTS_PAYA	4/17/2024	FIT AND FABULOUS BY TERI	810454	RECONCILED	4/30/2024		100.00
		BLE							
48089	189649	ACCOUNTS_PAYA	4/17/2024	FLINN SCIENTIFIC, INC.	60300	RECONCILED	4/30/2024		108.50
		BLE							
48084	189650	ACCOUNTS_PAYA	4/17/2024	FLOWERS FROM THE RAFTERS	807735	RECONCILED	4/30/2024		110.00
		BLE							
48055	189651	ACCOUNTS_PAYA	4/17/2024	FOLEY, KRISTA	804186	RECONCILED	4/30/2024		33.14
		BLE							
48098	189652	ACCOUNTS_PAYA	4/17/2024	FOLLETT CONTENT SOLUTIONS	809666	RECONCILED	4/30/2024		918.23
		BLE							
48059	189653	ACCOUNTS_PAYA	4/17/2024	FOLLETT HIGHER EDUCATION GROUP	807081	RECONCILED	4/30/2024		203.10
		BLE							
48048	189654	ACCOUNTS_PAYA	4/17/2024	FRANK ALEXANDER VANSKOYCK III	810414	RECONCILED	4/30/2024		990.00
		BLE							
48092	189655	ACCOUNTS_PAYA	4/17/2024	GARUCCIO, MEGHAN	806970	RECONCILED	4/30/2024		36.22
		BLE							
48109	189657	ACCOUNTS_PAYA	4/17/2024	GRALER; MARK	70530	RECONCILED	4/30/2024		53.38
		BLE							
48046	189658	ACCOUNTS_PAYA	4/17/2024	GREAT WOLF LODGE	809644	RECONCILED	4/30/2024		31,232.00
		BLE							
48054	189659	ACCOUNTS_PAYA	4/17/2024	HAL LEONARD	80055	RECONCILED	4/30/2024		23.74

Start Date: 04/01/2024

End Date: 04/30/2024

LEBANON CITY SCHOOL DISTRICT

Disbursement Summary Report

Reference Number	Check Number	Type	Date	Name	Vendor #	Status	Reconcile Date	Void Date	Amount
48063	189661	BLE ACCOUNTS_PAYA	4/17/2024	CORPORATION HERSHEY CREAMERY COMPANY	804945	RECONCILED	4/30/2024		\$ 996.48
48076	189662	BLE ACCOUNTS_PAYA	4/17/2024	HOCKMAN PIANOS	80790	RECONCILED	4/30/2024		750.00
48039	189663	BLE ACCOUNTS_PAYA	4/17/2024	HOME DEPOT CREDIT SERVICES	80907	RECONCILED	4/30/2024		97.04
48105	189664	BLE ACCOUNTS_PAYA	4/17/2024	HTG	807157	RECONCILED	4/30/2024		1,916.73
48038	189665	BLE ACCOUNTS_PAYA	4/17/2024	INTERSTATE BILLING SERVICE INC	805667	RECONCILED	4/30/2024		10,406.95
48082	189666	BLE ACCOUNTS_PAYA	4/17/2024	JACQUELINE	810517	RECONCILED	4/30/2024		850.00
48067	189667	BLE ACCOUNTS_PAYA	4/17/2024	JESSICA BARNUM	810333	RECONCILED	4/30/2024		12.25
48091	189669	BLE ACCOUNTS_PAYA	4/17/2024	KEY BEHAVIOR SERVICES LLC	809982	RECONCILED	4/30/2024		5,000.24
48018	189670	BLE ACCOUNTS_PAYA	4/17/2024	KLOSTERMAN BAKING COMPANY	803558	RECONCILED	4/30/2024		349.13
48017	189671	BLE ACCOUNTS_PAYA	4/17/2024	KOI AUTO PARTS	120430	RECONCILED	4/30/2024		62.33
48047	189672	BLE ACCOUNTS_PAYA	4/17/2024	KROGER CO.	110545	RECONCILED	4/30/2024		977.47
48073	189674	BLE ACCOUNTS_PAYA	4/17/2024	LEBANON HIGH SCHOOL	120630	RECONCILED	4/30/2024		83.38
48050	189675	BLE ACCOUNTS_PAYA	4/17/2024	LINEHAUL HEAVY DUTY LLC	805272	RECONCILED	4/30/2024		1,307.43
48062	189676	BLE ACCOUNTS_PAYA	4/17/2024	LOGAN ALEXANDER KING	810419	RECONCILED	4/30/2024		900.00
48042	189677	BLE ACCOUNTS_PAYA	4/17/2024	MATHER; SARAH	808320	RECONCILED	4/30/2024		11.81
48034	189678	BLE ACCOUNTS_PAYA	4/17/2024	MAXIM HEALTHCARE	805953	RECONCILED	4/30/2024		9,240.00
48030	189680	BLE ACCOUNTS_PAYA	4/17/2024	MENO; JULIE	120644	RECONCILED	4/30/2024		271.00
48080	189681	BLE ACCOUNTS_PAYA	4/17/2024	MONTGOMERY COUNTY	131520	RECONCILED	4/30/2024		1,425.00
48093	189682	BLE ACCOUNTS_PAYA	4/17/2024	NATIONAL PLAYGROUND CONSTRUCTION, LLC	810496	RECONCILED	4/30/2024		4,285.00
48053	189683	BLE ACCOUNTS_PAYA	4/17/2024	O'REILLY AUTO PARTS	808521	RECONCILED	4/30/2024		640.38

Start Date: 04/01/2024

End Date: 04/30/2024

LEBANON CITY SCHOOL DISTRICT

Disbursement Summary Report

Reference Number	Check Number	Type	Date	Name	Vendor #	Status	Reconcile Date	Void Date	Amount
48045	189684	ACCOUNTS_PAYA BLE	4/17/2024	OHIO CAT	808222	RECONCILED	4/30/2024		\$ 1,010.33
48041	189685	ACCOUNTS_PAYA BLE	4/17/2024	OTC BRANDS INC.	150457	RECONCILED	4/30/2024		439.32
48108	189686	ACCOUNTS_PAYA BLE	4/17/2024	PASCO SCIENTIFIC	160095	RECONCILED	4/30/2024		65.00
48032	189687	ACCOUNTS_PAYA BLE	4/17/2024	PHILLIPS SUPPLY CO.	160320	RECONCILED	4/30/2024		4,289.44
48107	189688	ACCOUNTS_PAYA BLE	4/17/2024	PITNEY BOWES GLOBAL FINANCIAL	807881	RECONCILED	4/30/2024		863.73
48020	189689	ACCOUNTS_PAYA BLE	4/17/2024	PLATTENBURG & ASSOCIATES INC.	160449	RECONCILED	4/30/2024		2,500.00
48083	189690	ACCOUNTS_PAYA BLE	4/17/2024	PURPLE MOONTOWER LLC	809910	RECONCILED	4/30/2024		1,920.00
48112	189691	ACCOUNTS_PAYA BLE	4/17/2024	RIDDELL	180414	RECONCILED	4/30/2024		6,262.97
48043	189693	ACCOUNTS_PAYA BLE	4/17/2024	RON BROOKS	810519	RECONCILED	4/30/2024		46.25
48110	189694	ACCOUNTS_PAYA BLE	4/17/2024	RYDALCH; JANIS	180840	RECONCILED	4/30/2024		54.08
48090	189695	ACCOUNTS_PAYA BLE	4/17/2024	SOPHIA MARIE ANESHANSEL	810378	RECONCILED	4/30/2024		675.00
48027	189696	ACCOUNTS_PAYA BLE	4/17/2024	SOUTHWEST OHIO COUNCIL	808737	RECONCILED	4/30/2024		15,173.10
48077	189697	ACCOUNTS_PAYA BLE	4/17/2024	STEBBINS HIGH SCHOOL	808180	RECONCILED	4/30/2024		300.00
48052	189698	ACCOUNTS_PAYA BLE	4/17/2024	STIGLER SUPPLY CO.	191859	RECONCILED	4/30/2024		1,270.40
48019	189699	ACCOUNTS_PAYA BLE	4/17/2024	SUNRISE COOPERATIVE INC.	807482	RECONCILED	4/30/2024		559.60
48074	189700	ACCOUNTS_PAYA BLE	4/17/2024	TAYLOR GENTRY	810471	RECONCILED	4/30/2024		2,002.50
48061	189701	ACCOUNTS_PAYA BLE	4/17/2024	TAYLOR LUTTMANN	810507	RECONCILED	4/30/2024		772.50
48069	189702	ACCOUNTS_PAYA BLE	4/17/2024	TOWNE PEST CONTROL	200392	RECONCILED	4/30/2024		675.00
48051	189703	ACCOUNTS_PAYA BLE	4/17/2024	VERNIER SOFTWARE	220129	RECONCILED	4/30/2024		820.61
48035	189704	ACCOUNTS_PAYA BLE	4/17/2024	W.R. HACKETT, INC.	804035	RECONCILED	4/30/2024		2,379.45
48026	189705	ACCOUNTS_PAYA BLE	4/17/2024	WARREN COUNTY ESC	230196	RECONCILED	4/30/2024		385,091.78
48037	189706	ACCOUNTS_PAYA BLE	4/17/2024	WHITSEL, KARRIE	803072	RECONCILED	4/30/2024		27.42
48065	189707	ACCOUNTS_PAYA	4/17/2024	WILSON	809633	RECONCILED	4/30/2024		4,841.64

Start Date: 04/01/2024

End Date: 04/30/2024

LEBANON CITY SCHOOL DISTRICT

Disbursement Summary Report

Reference Number	Check Number	Type	Date	Name	Vendor #	Status	Reconcile Date	Void Date	Amount
		BLE		LANGUAGE TRAINING					
48100	189708	ACCOUNTS_PAYA	4/17/2024	WILSON; ROBERT	560286	RECONCILED	4/30/2024		\$ 20.00
		BLE							
48114	189709	ACCOUNTS_PAYA	4/17/2024	FLOWERS FROM THE RAFTERS	807735	RECONCILED	4/30/2024		100.00
		BLE							
48113	189710	ACCOUNTS_PAYA	4/17/2024	U.S. BANK	50555	RECONCILED	4/30/2024		263.74
		BLE							
48115	189711	ACCOUNTS_PAYA	4/18/2024	MCHALE, ERYN	807451	RECONCILED	4/30/2024		28.96
		BLE							
48116	189712	ACCOUNTS_PAYA	4/22/2024	BE WELL ENTERPRISES LLC	810443	RECONCILED	4/30/2024		0.00
		BLE							
48189	189714	ACCOUNTS_PAYA	4/25/2024	AFFORDABLE LANGUAGE SERVICES	809194	RECONCILED	4/30/2024		66.00
		BLE							
48190	189715	ACCOUNTS_PAYA	4/25/2024	AGParts Worldwide	808482	RECONCILED	4/30/2024		2,250.60
		BLE							
48143	189716	ACCOUNTS_PAYA	4/25/2024	ALCOR SUPPLY COMPANY	809425	RECONCILED	4/30/2024		1,326.95
		BLE							
48194	189726	ACCOUNTS_PAYA	4/25/2024	BUTLER; SCOTT	21137	RECONCILED	4/30/2024		110.56
		BLE							
48202	189733	ACCOUNTS_PAYA	4/25/2024	CINTAS	30810	RECONCILED	4/30/2024		364.67
		BLE							
48206	189734	ACCOUNTS_PAYA	4/25/2024	COLONIAL OIL INDUSTRIES, INC.	809583	RECONCILED	4/30/2024		25,148.34
		BLE							
48170	189737	ACCOUNTS_PAYA	4/25/2024	DELL MARKETING L.P.	40323	RECONCILED	4/30/2024		300.12
		BLE							
48214	189743	ACCOUNTS_PAYA	4/25/2024	FIRST ADVANTAGE TAX	807093	RECONCILED	4/30/2024		240.00
		BLE							
48125	189746	ACCOUNTS_PAYA	4/25/2024	GRALER; MARK	70530	RECONCILED	4/30/2024		171.06
		BLE							
48165	189747	ACCOUNTS_PAYA	4/25/2024	GREENE; CASEY	190500	RECONCILED	4/30/2024		89.90
		BLE							
48135	189753	ACCOUNTS_PAYA	4/25/2024	INSTITUTE FOR MULTI-SENSORY EDUCATION	809955	RECONCILED	4/30/2024		1,784.16
		BLE							
48154	189755	ACCOUNTS_PAYA	4/25/2024	INTERSTATE BILLING SERVICE INC	805667	RECONCILED	4/30/2024		1,877.06
		BLE							
48120	189760	ACCOUNTS_PAYA	4/25/2024	KOCH REFRIGERATION CO.	110442	RECONCILED	4/30/2024		501.35
		BLE							
48124	189762	ACCOUNTS_PAYA	4/25/2024	KROGER CO.	110545	RECONCILED	4/30/2024		258.42
		BLE							
48178	189774	ACCOUNTS_PAYA	4/25/2024	MOCKABEE; SARAH	808839	RECONCILED	4/30/2024		119.85
		BLE							

Start Date: 04/01/2024

End Date: 04/30/2024

LEBANON CITY SCHOOL DISTRICT

Disbursement Summary Report

Reference Number	Check Number	Type	Date	Name	Vendor #	Status	Reconcile Date	Void Date	Amount
48171	189775	ACCOUNTS_PAYA BLE	4/25/2024	MODERN OFFICE METHODS	131480	RECONCILED	4/30/2024		\$ 7,321.37
48200	189777	ACCOUNTS_PAYA BLE	4/25/2024	MONTGOMERY COUNTY	131520	RECONCILED	4/30/2024		36,700.46
48177	189781	ACCOUNTS_PAYA BLE	4/25/2024	OFFICE DEPOT, INC.	150080	RECONCILED	4/30/2024		3,517.45
48147	189782	ACCOUNTS_PAYA BLE	4/25/2024	OHIO CAT	808222	RECONCILED	4/30/2024		244.60
48152	189786	ACCOUNTS_PAYA BLE	4/25/2024	PHILLIPS SUPPLY CO.	160320	RECONCILED	4/30/2024		6,547.25
48179	189787	ACCOUNTS_PAYA BLE	4/25/2024	POFF'S LAWN & LANDSCAPING	160466	RECONCILED	4/30/2024		425.00
48204	189791	ACCOUNTS_PAYA BLE	4/25/2024	RYAN'S ALL GLASS	810346	RECONCILED	4/30/2024		525.00
48159	189796	ACCOUNTS_PAYA BLE	4/25/2024	SEEVERS; ISAAC	809438	RECONCILED	4/30/2024		203.50
48150	189800	ACCOUNTS_PAYA BLE	4/25/2024	STIGLER SUPPLY CO.	191859	RECONCILED	4/30/2024		322.00
48218	189802	ACCOUNTS_PAYA BLE	4/25/2024	TEACHERS DISCOVERY	200138	RECONCILED	4/30/2024		317.25
48210	189806	ACCOUNTS_PAYA BLE	4/25/2024	TIRE DISCOUNTERS	810513	RECONCILED	4/30/2024		1,642.24
48208	189807	ACCOUNTS_PAYA BLE	4/25/2024	TRACY HEFFRON OD	808095	RECONCILED	4/30/2024		75.00
48134	189812	ACCOUNTS_PAYA BLE	4/25/2024	W.R. HACKETT, INC.	804035	RECONCILED	4/30/2024		7,093.55
48174	189814	ACCOUNTS_PAYA BLE	4/25/2024	WALT LUTI TIRE INC.	230070	RECONCILED	4/30/2024		59.93
48168	189820	ACCOUNTS_PAYA BLE	4/25/2024	HOMETOWN TICKETING, INC	810521	RECONCILED	4/30/2024		108.16
48031	189821	ACCOUNTS_PAYA BLE	4/17/2024	HOMETOWN TICKETING, INC	810521	RECONCILED	4/30/2024		623.90
48164	189822	ACCOUNTS_PAYA BLE	4/25/2024	LEBANON CITIZENS	901035	RECONCILED	4/30/2024		330.28
48104	189824	ACCOUNTS_PAYA BLE	4/17/2024	LEBANON CITY SCHOOLS	901040	RECONCILED	4/30/2024		698.43
47986	189825	ACCOUNTS_PAYA BLE	4/12/2024	LEBANON CITY SCHOOLS	901040	RECONCILED	4/30/2024		1,090.93
48121	189826	ACCOUNTS_PAYA BLE	4/25/2024	SWOOSH Insurance Consortium	900005	RECONCILED	4/30/2024		749,126.14
48097	189827	ACCOUNTS_PAYA BLE	4/17/2024	WARREN COUNTY ESC	901055	RECONCILED	4/30/2024		1,366.94
48229	189828	ACCOUNTS_PAYA BLE	4/30/2024	HOMETOWN TICKETING, INC	810521	RECONCILED	4/30/2024		1,549.14
48230	189829	ACCOUNTS_PAYA BLE	4/30/2024	STATE TEACHERS RETIREMENT SYS	901022	RECONCILED	4/30/2024		387,056.00
48231	189830	ACCOUNTS_PAYA	4/30/2024	SCHOOL	901030	RECONCILED	4/30/2024		125,626.00

Start Date: 04/01/2024

End Date: 04/30/2024

LEBANON CITY SCHOOL DISTRICT

Disbursement Summary Report

Reference Number	Check Number	Type	Date	Name	Vendor #	Status	Reconcile Date	Void Date	Amount
		BLE		EMPLOYEES RETIREMENT					
48232	189831	ACCOUNTS_PAYA	4/30/2024	WARREN COUNTY ESC	901055	RECONCILED	4/30/2024		\$ 1,366.94
48233	189832	ACCOUNTS_PAYA	4/30/2024	TUITION	901090	RECONCILED	4/30/2024		187,755.69
48235	189833	ACCOUNTS_PAYA	4/30/2024	TUITION	901090	RECONCILED	4/30/2024		11,703.26
48236	189834	ACCOUNTS_PAYA	4/30/2024	WARREN COUNTY AUDITOR	901050	RECONCILED	4/30/2024		288,182.30
48237	189929	ACCOUNTS_PAYA	4/23/2024	METLIFE	900008	RECONCILED	4/30/2024		37,043.70
48255	189930	ACCOUNTS_PAYA	4/30/2024	WARREN COUNTY AUDITOR	901050	RECONCILED	4/30/2024		602.34
48238	189932	ACCOUNTS_PAYA	4/23/2024	RELIASTAR LIFE INSURANCE CO.	905715	RECONCILED	4/30/2024		2,245.32
48335	189933	ACCOUNTS_PAYA	4/30/2024	LCSO PAYROLL/MEDICA RE	901041	RECONCILED	4/30/2024		23,205.82
48336	189934	ACCOUNTS_PAYA	4/30/2024	LCSO PAYROLL/MEDICA RE	901041	RECONCILED	4/30/2024		22,696.96
48339	189935	ACCOUNTS_PAYA	4/30/2024	DRAGONFLY ATHLETICS, LLC	810300	RECONCILED	4/30/2024		7,006.00
48337	189936	ACCOUNTS_PAYA	4/30/2024	REDTREE INVESTMENT GROUP	810514	RECONCILED	4/30/2024		293.98
48341	189939	ACCOUNTS_PAYA	4/30/2024	STATE TEACHERS RETIREMENT SYS	901022	RECONCILED	4/30/2024		14,253.93
48342	189940	ACCOUNTS_PAYA	4/30/2024	STATE TEACHERS RETIREMENT SYS	901022	RECONCILED	4/30/2024		14,249.87
48340	189941	ACCOUNTS_PAYA	4/30/2024	SCHOOL EMPLOYEES RETIREMENT	901030	RECONCILED	4/30/2024		2,463.22
48343	189942	ACCOUNTS_PAYA	4/30/2024	SCHOOL EMPLOYEES RETIREMENT	901030	RECONCILED	4/30/2024		2,463.22
Grand Total									\$ 3,918,824.26

**Lebanon City School District
Bank Reconciliation
April 30, 2024**

BANK ACCOUNTS

LCNB - OPERATING ACCOUNT	\$13,681,144.04
CHANGE FUNDS	\$60.00
DRAGONFLY START UP DEPOSIT	\$15,250.06

INVESTMENT ACCOUNTS

STAR OHIO - GENERAL (33648)	\$10,213,351.55
STAR OHIO - BOND RETIREMENT (33540)	\$143,879.50
STAR OHIO - CAPITAL PROJECTS (34814)	\$561,243.59
STAR OHIO - EXPENDABLE TRUST SCHOLARSHIPS (68988)	\$175,786.05
STAR OHIO - NONEXPENDABLE TRUST SCHOLARSHIPS (68979)	\$132,259.57
STAR OHIO - CONSTRUCTION RETAINAGE (76921)	\$6,105.87
RED TREE INVESTMENT FUND	\$2,359,042.49
HUNTINGTON MONEY MARKET - 1041007845	\$4,567,817.94
HUNTINGTON MONEY MARKET - 1041010751	\$104,922.26
HUNTINGTON - MONEY MARKET GENERAL ACCOUNT (HCS021663) (NetXInvestor)	\$21,911.05
HUNTINGTON - HCS 020095 (NetXInvestor)	\$720.70
HUNTINGTON - HCS 020103 (NetXInvestor)	\$18,314,505.10

TOTAL \$50,297,999.77

OUTSTANDING CHECKS

O/S CHECKS - LCNB OPERATING	(\$441,024.61)
-----------------------------	----------------

BANK ADJUSTMENTS

LCNB PAYROLL BANK ACCT - INTEREST TO BE TRANSFERRED TO OPERATING ACCT	\$3.78
---	--------

DEPOSITS IN TRANSIT

April payroll #1 Medicare pymt not transferred to LCNB Payroll Acct until May	(\$23,205.82)
---	---------------

ADJUSTED BANK BALANCE \$49,833,773.12

BOOK BALANCE / ADJUSTMENTS

BOOK BALANCE \$49,833,816.22 (\$0.00)

PaySchools receipt posted to Bank on 4/29/24 but posted in Redesign as of 5/2/24	\$35.90
PaySchools Deposit posted in Redesign but not posted to bank (Receipt #126887) 4/25/24	(\$59.00)
PaySchools Deposit posted in Redesign but not posted to bank (Receipt #126848) 4/22/24	(\$20.00)

ADJUSTED BOOK BALANCE \$49,833,773.12

TIES TO FUND BALANCE ON CASH SUMMARY REPORT

Reviewed By: Karen Erwin Date: 5/3/24

Lebanon City School District
Payroll Reconciliation
April 30, 2024

LCNB Payroll Account - Current Balance	17,117.36
Outstanding Checks	
<hr/>	
O/S Checks - LCNB Payroll	(40,319.40)
Deposits in Transit	
<hr/>	
Transfer from Operating Account to Cover Account Analysis Charge (March)	
Adjusted Bank Balance	(23,202.04)
Adjustments	
<hr/>	
Interest for April	(3.78)
Medicare for 4/3/24 Payroll Not Transferred from Operating Bank Account	23,205.82
Adjusted Balance	<u><u>-</u></u>

Reconciliation Reviewed By: Karen Ervin

**Lebanon City School District
Investment Report
4/30/2024**

Type	Issuer	Cost	Coupon Rate	Maturity Date	Purchase Date	Yield to Maturity	Days to Maturity	Market Value
U.S. GOVERNMENT AGENCY NOTES								
FHLB Note (3130APH65)	Red Tree Investments	105,000.00	0.61%	10/25/2024	10/25/2021	0.61%	178	102,668.71
FHLB Note (3130APQ81)	Red Tree Investments	100,000.00	1.00%	11/8/2024	11/8/2021	1.00%	192	97,737.32
FHLM Note (3134GWZV1)	Red Tree Investments	95,000.00	0.65%	10/22/2025	10/23/2020	0.65%	540	88,952.76
FHLM Note (3133EPBJ3)	Red Tree Investments	99,568.00	4.38%	2/23/2026	2/23/2023	4.53%	664	98,686.16
FHLM Note (3130AYCR5)	Red Tree Investments	100,000.00	5.50%	1/22/2027	1/22/2024	5.50%	997	99,964.76
FHLM Note (3134H1XH1)	Red Tree Investments	100,000.00	5.70%	3/26/2027	3/26/2024	5.70%	1,060	99,738.63
FHLM Note (3134GYUN0)	Red Tree Investments	110,000.00	5.65%	6/28/2027	6/28/2023	5.65%	1,154	109,418.59
FHLM Note (3130AXVK1)	Red Tree Investments	100,000.00	5.88%	12/14/2028	12/14/2023	5.87%	1,689	99,902.52
FHLB Note (3130B07A1)	Red Tree Investments	100,000.00	6.00%	3/21/2029	3/21/2024	6.00%	1,786	99,538.34
FHLB Note (3130ALKB9)	Red Tree Investments	90,000.00	0.88%	3/17/2026	3/17/2021	0.95%	686	84,309.43
FHLB Bond (3130ALRR7)	Huntington National Bank	1,000,000.00	1.00%	1/15/2026	10/28/2021	1.07%	625	931,480.00
FHLB Consolidated Bond (3130APHG3)	Huntington National Bank	998,846.85	0.61%	9/26/2024	10/22/2021	0.62%	149	981,080.00
FHLB Consolidated Bond (3130APJZ9)	Huntington National Bank	1,000,000.00	1.20%	10/28/2026	10/25/2021	1.31%	911	907,430.00
FHLB Consolidated Bond (3130APKH7)	Huntington National Bank	1,000,000.00	0.70%	10/28/2024	10/22/2021	0.72%	181	978,260.00
FHLB Consolidated Bond (3130APK38)	Huntington National Bank	1,000,000.00	0.88%	6/27/2025	10/22/2021	0.92%	423	953,210.00
U.S. TREASURY NOTES								
US Treasury Note (9128283P3)	Red Tree Investments	78,968.75	2.25%	12/31/2024	4/21/2022	2.75%	245	78,399.22
US Treasury Note (91282CHQ7)	Red Tree Investments	79,540.62	4.13%	7/31/2028	3/28/2024	4.27%	1,553	77,993.75
US Treasury Note (91282CJR3)	Red Tree Investments	98,753.91	3.75%	12/31/2028	1/19/2024	4.03%	1,706	95,828.12
CERTIFICATES OF DEPOSIT								
Certificate of Deposit (15131XFF9)	Red Tree Investments	99,900.00	4.50%	1/31/2025	1/31/2023	4.55%	276	99,419.68
Certificate of Deposit (856285TF8)	Red Tree Investments	247,132.00	1.60%	4/29/2025	4/29/2020	1.67%	364	239,443.43
Certificate of Deposit (02589AF31)	Huntington National Bank	250,000.00	5.00%	9/21/2026	9/15/2023	4.99%	874	250,552.50
Certificate of Deposit (254676AN9)	Huntington National Bank	250,000.00	5.00%	9/21/2026	9/15/2023	4.99%	874	250,552.50
Certificate of Deposit (66476QED6)	Huntington National Bank	250,000.00	5.20%	9/22/2025	9/15/2023	5.20%	510	250,237.50
Certificate of Deposit (8562853P4)	Huntington National Bank	250,000.00	5.25%	9/22/2025	9/15/2023	5.25%	510	250,402.50
Certificate of Deposit (87165H2V1)	Huntington National Bank	250,000.00	5.25%	9/22/2025	9/15/2023	5.25%	510	250,402.50
Certificate of Deposit (89235MLQ2)	Huntington National Bank	250,000.00	0.65%	9/16/2024	9/13/2021	0.66%	139	245,550.00
MMAX (1041010751)	Huntington National Bank	104,922.26	3.70%	4/30/2024	4/30/2024	3.70%	-	104,922.26
MMAX (1041007845)	Huntington National Bank	4,567,817.94	3.70%	4/30/2024	4/30/2024	3.70%	-	4,567,817.94
COMMERICAL PAPER								
Commerical Paper (63873JEH9)	Red Tree Investments	105,424.06	0.00%	5/17/2024	8/25/2023	5.87%	17	109,724.34
Commerical Paper (06054NF48)	Red Tree Investments	110,575.38	0.00%	6/4/2024	10/5/2023	5.93%	35	114,395.67
Commerical Paper (60689FF78)	Red Tree Investments	111,673.94	0.00%	6/7/2024	11/30/2023	5.64%	38	114,353.35
Commerical Paper (62479LHG3)	Red Tree Investments	107,467.07	0.00%	8/16/2024	3/12/2024	5.40%	108	108,232.63
Commerical Paper (06367JHW5)	Red Tree Investments	110,342.50	0.00%	8/30/2024	12/4/2023	5.63%	122	112,912.29
Commerical Paper (45685QJA8)	Red Tree Investments	97,560.72	0.00%	9/10/2024	3/28/2024	5.42%	133	98,004.50
Commerical Paper (89233GK47)	Red Tree Investments	106,004.52	0.00%	10/4/2024	1/17/2024	5.20%	157	107,468.68
Commercial Paper (2332KOE16)	Huntington National Bank	1,444,901.10	0.00%	5/1/2024	8/9/2023	N/A	1	1,499,778.39
Commerical Paper (45685QG11)	Huntington National Bank	2,284,533.08	0.00%	7/1/2024	10/11/2023	N/A	62	2,348,163.10
Commerical Paper (53948AGC9)	Huntington National Bank	963,062.54	0.00%	7/12/2024	10/19/2023	N/A	73	989,151.43
Commerical Paper (55609EHF8)	Huntington National Bank	1,539,049.37	0.00%	8/15/2024	11/20/2023	N/A	107	1,574,510.24
Commerical Paper (62479LKU8)	Huntington National Bank	1,148,382.31	0.00%	10/28/2024	2/1/2024	N/A	181	1,158,110.36

Commerical Paper (63873JG87)	Huntington National Bank	1,156,164.35	0.00%	7/8/2024	10/19/2023	N/A	69	1,187,695.03
Commerical Paper (86960JF34)	Huntington National Bank	969,595.11	0.00%	6/3/2024	11/2/2023	N/A	34	994,975.57
Commerical Paper (8923A0N74)	Huntington National Bank	1,928,485.34	0.00%	1/7/2025	4/12/2024	N/A	252	1,925,660.00

MONEY MARKET FUND

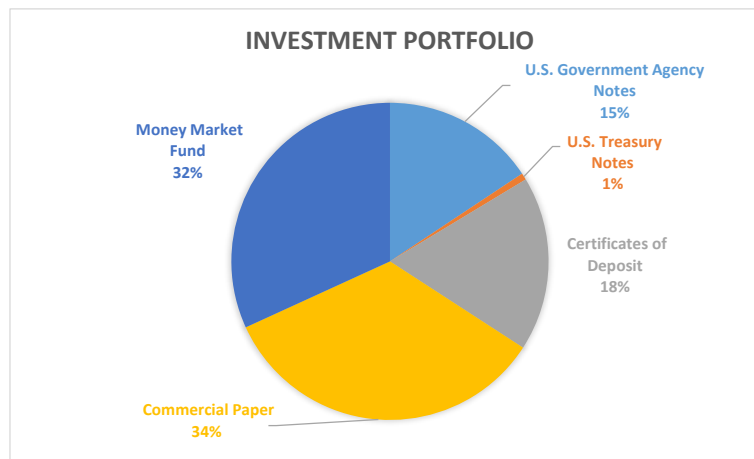
Money Market (USBMMF)	Red Tree Investments	6,131.02	5.17%	4/30/2024	4/30/2024	5.17%	-	6,131.02
Money Market	Star Ohio General Fund	10,213,351.55	5.46%	4/30/2024	4/30/2024	5.46%	-	10,213,351.55
Money Market	Star Ohio Bond Retirement	143,879.50	5.46%	4/30/2024	4/30/2024	5.46%	-	143,879.50
Money Market	Star Ohio Capital Projects	561,243.59	5.46%	4/30/2024	4/30/2024	5.46%	-	561,243.59
Money Market	Star Ohio Expendable Trust Scholarships	175,786.05	5.46%	4/30/2024	4/30/2024	5.46%	-	175,786.05
Money Market	Star Ohio Nonexpendable Trust Scholarships	132,259.57	5.46%	4/30/2024	4/30/2024	5.46%	-	132,259.57
Money Market	Star Ohio Contruction Retainage	6,105.87	5.46%	4/30/2024	4/30/2024	5.46%	-	6,105.87
Money Market (HCS-020103)	Huntington National Bank	381,485.05	4.78%	4/30/2024	4/30/2024	4.78%	-	381,485.05
Money Market (HCS-020095)	Huntington National Bank	720.70	4.78%	4/30/2024	4/30/2024	4.78%	-	720.70
Money Market (HCS-021663)	Huntington National Bank	21,911.05	4.78%	4/30/2024	4/30/2024	4.78%	-	21,911.05

Total Portfolio		<u>\$36,601,546</u>						<u>\$36,579,909</u>
Weighted Average Yield and Days to Maturity								

4/30/2024

TOTALS

U.S. Government Agency Notes	\$ 5,732,377.29
U.S. Treasury Notes	\$ 252,221.09
Certificates of Deposit	\$ 6,509,300.81
Commercial Paper	\$12,443,135.58
Money Market Fund	\$11,642,873.95
	<u>\$36,579,908.72</u>



Lebanon City School District
Interest Income for Month Ending February 29, 2024

Fund Name	Fund Number	Fund Balance	% of Total Fund Balance	Interest to be Allocated	Interest to Post
General Fund	001	\$ 30,092,061.74	88.17%	\$ 46,079.85	\$ 40,630.50
Lebanon Athletics Facilities PI	003-9008	\$ 1,934,167.92	5.67%	\$ 46,079.85	\$ 2,611.53
Construction Fund	004-9000	\$ 45,827.77	0.13%	\$ 46,079.85	\$ 61.88
Food Service Fund	006	\$ 754,784.94	2.21%	\$ 46,079.85	\$ 1,019.12
Classroom Facilities Maint. Fund	034-0000	\$ 1,023,613.28	3.00%	\$ 46,079.85	\$ 1,382.09
St. Francis Fund	401-9024	\$ 116,637.72	0.34%	\$ 46,079.85	\$ 157.49
LUMK Fund	401-9124	\$ 9,532.55	0.03%	\$ 46,079.85	\$ 12.87
Lebanon Christian Fund	401-9224	\$ 151,372.85	0.44%	\$ 46,079.85	\$ 204.38
		<u>\$ 34,127,998.77</u>	<u>100.00%</u>		<u>\$ 46,079.86</u>
Classroom Facilities LFI Share	004-9003	\$ -	0.00%	\$ 107,180.52	\$ -
Classroom Facilities Fund State Share	010-9900	\$ -	0.00%	\$ 107,180.52	\$ -
Classroom Facilities Fund Local Share	010-9901	\$ 1,575,634.92	100.00%	\$ 107,180.52	\$ 107,180.52
		<u>\$ 1,575,634.92</u>	<u>100.00%</u>		<u>\$ 107,180.52</u>
<u>Expendable Trust Accounts</u>					
Administration Scholarship	007-9003	\$ 2,000.08	1.15%	\$ 784.90	\$ 8.99
Dennis Jeffery Scholarship	007-9006	\$ 319.71	0.18%	\$ 784.90	\$ 1.44
Audrey Aileen Kite Scholarship	007-9007	\$ 141,424.17	81.02%	\$ 784.90	\$ 635.94
Jarod Bennett Scholarship	007-9009	\$ 598.79	0.34%	\$ 784.90	\$ 2.69
Donald L. Palmer Scholarship	007-9013	\$ 8,783.81	5.03%	\$ 784.90	\$ 39.50
Diversity/Achievement Scholarship	007-9017	\$ 540.68	0.31%	\$ 784.90	\$ 2.43
Gloria Taylor Memorial Scholarship	007-9019	\$ 12,838.75	7.36%	\$ 784.90	\$ 57.73
Molly McCool Scholarship	007-9100	\$ 238.72	0.14%	\$ 784.90	\$ 1.07
Dominos/Satchell Scholarship	007-9101	\$ 7,806.46	4.47%	\$ 784.90	\$ 35.10
		<u>\$ 174,551.17</u>	<u>100.00%</u>		<u>\$ 784.89</u>
<u>Non-Expendable Trust Accounts</u>					
Louisa Wright Scholarship	008-0000	\$ 15,923.02	12.07%	\$ 590.55	\$ 71.28
Michael Rourke Scholarship	008-9001	\$ 3,642.34	2.76%	\$ 590.55	\$ 16.31
Friends of Academics	008-9002	\$ 105,155.57	79.71%	\$ 590.55	\$ 470.74
Ron Lefebber Scholarship	008-9004	\$ 7,198.08	5.46%	\$ 590.55	\$ 32.22
		<u>\$ 131,919.01</u>	<u>100.00%</u>		<u>\$ 590.55</u>
Bond Retirement Fund	002	\$ 9,887,819.81			\$ 642.43
PI Fund	003-9099	\$ 2,767,293.36			\$ 2,506.00
		<u>\$ 48,665,217.04</u>			<u>\$ 3,148.43</u>
Grand Total Interest					<u>\$ 157,784.25</u>